



**S.L. Gimbel Foundation  
Fund Holiday Food Program  
Grant Application**

Internal Use Only:
Grant _____



**Organization / Agency Information**

<b>Organization/Agency Name:</b> Ozarks Food Harvest		
<b>Physical Address:</b> 2810 N. Cedarbrook Ave.		<b>City/State/Zip</b> Springfield, MO 65803
<b>Mailing Address:</b> P.O. Box 5746		<b>City/State/Zip</b> Springfield, MO 65801
<b>CEO or Director:</b> Bart Brown		<b>Title:</b> President/CEO
<b>Phone:</b> (417) 865-3411 x103	<b>Phone:</b> (417) 865-3411 x103	<b>Phone:</b> (417) 865-3411 x103
<b>Contact Person:</b> Cassie Hanson		<b>Title:</b> Development & Grants Manager
<b>Phone:</b> (417) 865-3411 x106	<b>Fax:</b> (417) 865-0504	<b>Email:</b> chanson@ozarksfoodharvest.org
<b>Web Site Address:</b> Ozarksfoodharvest.org		<b>Tax ID:</b> 43-1426384

**Program / Grant Information**

<b>Program/Project Name:</b> Weekend Backpack Program			<b>Amount of Grant Requested:</b> \$15,000
<b>Total Organization Budget:</b> \$7,995,193	<b>Per 990, Percentage of Program Service Expenses (Column B/ Column A x 100):</b> 95.91%	<b>Per 990, Percentage of Management &amp; General Expenses Only (Column C / Column A x 100):</b> 2.17%	<b>Per 990, Percentage of Management &amp; General Expenses and Fundraising (Column C+D / Column A x 100):</b> 4.08%
<b>Purpose of Grant Request (one sentence):</b> Provide food to children over the weekends who otherwise might go to bed hungry.			
<b>Gimbel Holiday Grants Received: List Year(s) and Award Amount(s)</b> 2017: \$10,000; 2018: \$15,000			

**Signatures**

<b>Board President / Chair: (Print name and Title)</b> Dr. Meera Scarrow, Board President	<b>Signature:</b> 	<b>Date:</b> 11/8/19
<b>Executive Director/President: (Print name and Title)</b> Bart Brown, President/ CEO	<b>Signature:</b> 	<b>Date:</b> 11/8/19

## S.L. Gimbel Foundation Fund Holiday Grant Application

Please provide the following information for items I. through III. by answering all questions in ONE PAGE-12 Font. Please be thorough, clear, specific, and concise.

**I. Organization/Agency Background:** State your mission, vision, purpose, and provide a brief history. What are your core programs and activities? How many people do you serve? How many paid staff, full time and part-time? How many volunteers?

Ozarks Food Harvest is the Feeding America food bank for southwest Missouri, serving 270 organizations across 28 Ozark counties. The Food Bank currently provides more than 18.5 million meals annually to more than 261,000 unduplicated individuals. Ozarks Food Harvest has a mission of *Transforming Hunger into Hope*.

Founded in 1983, the Food Bank acquires, processes, warehouses and distributes food and supplies to a network of food pantries, kitchens and shelters, in addition to direct-relief programs such as the Weekend Backpack Program, Mobile Food Pantry, After-School & Summer Food Programs, Senior Food Program and more.

Ozarks Food Harvest works in partnership with the community to salvage good food and distribute it to member agencies who make it available to hungry people. Ozarks Food Harvest and its volunteers inspect every donation to ensure all food is safe and ready for distribution.

The Food Bank employees 61 full time staff, as well as 3,850 volunteers annually. Last year, volunteers spent 31,189 hours sorting and repackaging donations for distribution, as well as pack weekend food backpacks and assemble senior food boxes. Without their help, an additional 15 full time employees would be needed.

**II. Project Information:** Describe your food distribution program. **ANSWER ALL QUESTIONS.** Explain the community need including demographics, geographic characteristics of the area or community to be served, community conditions and income level. What are the specific activities of the food program?

Imagine not knowing where your next meal will come from. For one in five children in southwest Missouri, the struggle with food insecurity is a daily reality. Weekends can be especially hard when school breakfasts and lunches are not available. Many of their families are underemployed, meaning they struggle to make ends meet. Wages in the Ozarks are lower than the national average and 83 percent of families we serve make less than \$20,000 a year.

Thankfully, Ozarks Food Harvest's Weekend Backpack Program provides meals – and hope – for children and their families. Each Friday, school staff distribute food bags filled with six nutritious, easy-open meals and a few weekend snacks. Meals include beef ravioli, chicken with rice and veggies, tomato soup, fruit and vegetable cups, fruit juice, cereal, crackers and shelf-stable milk.

In order to ensure uniformity and nutritional value, the Food Bank purchases these food items in bulk, instead of relying on donated goods. During the 2018-2019 school year, the average cost per food bag was \$7.86. While we will strive to keep costs as close to this as possible, we know that nutrition is of utmost importance. This makes the *Weekend Backpack Program* our most expensive program to administer, with an annual budget of \$390,000.

How do you identify/qualify those in need? How often is the food distribution offered?

Teachers and counselors help identify the children with the most critical needs, specifically targeting those who qualify for free lunch. Food bags are distributed each Friday during the school year, and students even receive extra bags if there is a school break or holiday.

How many people will be served by the food distribution program (children, youth, adults, seniors)? Please explain how you keep track of number of people served.

For the 2019-2020 school year, the program is in place at 60 schools in 16 counties in southwest Missouri, reaching 1,600 students each week. With close to 36 weeks in a school year, nearly 60,000 bags will be distributed – providing more than 346,000 meals to children. Monthly reports from each school site are required to track the number of children served.

---

**S.L. Gimbel Foundation Fund  
Holiday Grant Application**

**III. Project Budget**

Please provide a detailed line-item budget for your project by completing the budget form below. **The maximum requested amount is \$15,000** or 25% of your operating budget, whichever is less. You can request for less than \$15,000. You may delineate your line items requests per examples below:

- 85% of total request for the purchase of food items only. (Ex. Total request of \$15,000; 85% is \$12,750 for food)
- 15% of total request for female hygiene products and/or diapers. (Ex. Total request of \$15,000; 15% is \$2,250 for diapers and female hygiene products)
- 100% of total request for the purchase of food items
- Canned tuna will not be funded.

**Food items must be delineated (i.e. canned vegetables, soup, pasta, dried beans, rice, etc.). For each food item, indicate the cost per unit (pound, carton, case, etc.) and the quantity. See attached example.**

Line Item	Line Item Description	Requested Amount
Milk	8 oz. White & Chocolate non-fat milk; each child receives 2 items each weekend (6,514 units at \$.37 each)	\$2,410.18
Multigrain O's	1.5 oz. Cereal – Multigrain & Honey Multigrain (3,253 units at \$.25 each)	\$813.25
Beef Ravioli	7.5 oz. Beef Ravioli, easy open (3,253 units at \$.71 each)	\$2,309.63
Chicken Noodle Soup	7.25 oz. Chicken Noodle Soup, easy open (3,253 units at \$.59 each)	\$1,919.27
Beef Stew	7.5 oz. Beef Stew, easy open (3,253 units at \$.60 each)	\$1,951.80
Fruit	4.5 oz. Mixed Fruit, Oranges, Pears and Peaches; each child receives 4 items each weekend (13,012 units at \$.255 each)	\$3,318.06
Vegetables	4 oz. Canned Carrots & Peas; each child receives 2 items each weekend (6,506 units at \$.35 each)	\$2,277.10
<b>TOTAL:</b>		<b>\$14,999.29</b>

**IV. Administrative Expenses Percentage**

This section calculates how much the organization spent for general management, overhead, indirect items as a percentage of the organization's total expenses. The figures are based on your most current **990 form** that you submitted, **Part IX Statement of Functional Expenses**.

Management & general expenses (Column C only)	/Total expenses (Column A)	= Administrative Percentage
\$728,566	\$33,607,051	2.17%

INTERNAL REVENUE SERVICE  
DISTRICT DIRECTOR  
P O BOX A-3290 DPN 22-2  
CHICAGO, IL 60690

DEPARTMENT OF THE TREASURY

Date: JUL 29 1991

Employer Identification Number:  
43-1426384  
Contact Person:  
MS. A. MCKINLEY  
Contact Telephone Number:  
(312) 886-0301

OZARKS FOOD HARVEST INC  
P O BOX 3947  
SPRINGFIELD, MO 65808

Addendum Applies:  
NO

Dear Applicant:

Based on the information you recently submitted, we have classified your organization as one that is not a private foundation within the meaning of section 509(a) of the Internal Revenue Code because you are described in section 509(a)(2).

Your exempt status under section 501(a) of the Internal Revenue Code as an organization described in 501(c)(3) is still in effect.

This classification is based on the assumption that your operations will continue as you have stated. If your sources of support, or your purposes, character, or method of operation change, please let us know so we can consider the effect of the change on your exempt status and foundation status.

This supersedes our letter dated APRIL 29 1991

Grantors and contributors may rely on this determination unless the Internal Revenue Service publishes notice to the contrary. However, if you lose your section 509(a)(2) status, a grantor or contributor may not rely on this determination if he or she was in part responsible for, or was aware of, the act or failure to act, or the substantial or material change on the part of the organization that resulted in your loss of such status, or if he or she acquired knowledge that the Internal Revenue Service had given notice that you would no longer be classified as a section 509(a)(2) organization.

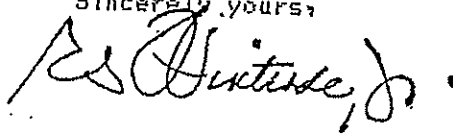
If we have indicated in the heading of this letter that an addendum applies, the addendum enclosed is an integral part of this letter.

Because this letter could help resolve any questions about your private foundation status, you should keep it in your permanent records.

OZARKS FOOD HARVEST INC

If you have any questions, please contact the person whose name and telephone number are shown above.

Sincerely yours,

A handwritten signature in cursive script, appearing to read "R. S. Wintrobe, Jr." with a small dot at the end.

R. S. Wintrobe, Jr.  
District Director



## **Board of Directors**

---

Dr. Meera Scarrow, *Mercy Hospital-Springfield*—President  
Tommy Wohlgemuth, *SGC™ Foodservice*—President Elect  
Brad Crain, *Arvest Bank*—Treasurer  
James Wilson, *NewStream Enterprises, a subsidiary of SRC Holdings*—Secretary  
Tamara de Wild, *O'Reilly Auto Parts*—Past President

Kurt Bain, *Kraft Heinz Company*  
Tim Bellanti, *Associated Wholesale Grocers, Inc.*  
Clayton Brown, *Prime Trucking, Inc.*  
Gary Naab, *General Mills (retired)*  
Mike Pinkston, *Merrill Lynch, Pierce, Fenner & Smith, Inc.*  
Jill Reynolds, *Commerce Trust Company*  
Kenny Ross, *Ross Construction Group*  
Krystal Russell, *Spectrum Accounting*

Transform Hunger into Hope™ at [ozarksfoodharvest.org](http://ozarksfoodharvest.org)

Ozarks Food Harvest | P.O. Box 5746 | 2810 N. Cedarbrook Ave. | Springfield, MO 65801-5746 | 417-865-3411 | 417-865-0504

**Part IX Statement of Functional Expenses**

Section 501(c)(3) and 501(c)(4) organizations must complete all columns. All other organizations must complete column (A).

Check if Schedule O contains a response or note to any line in this Part IX

*Do not include amounts reported on lines 6b, 7b, 8b, 9b, and 10b of Part VIII.*

	(A) Total expenses	(B) Program service expenses	(C) Management and general expenses	(D) Fundraising expenses
1 Grants and other assistance to domestic organizations and domestic governments. See Part IV, line 21	26,928,162	26,928,162		
2 Grants and other assistance to domestic individuals. See Part IV, line 22				
3 Grants and other assistance to foreign organizations, foreign governments, and foreign individuals. See Part IV, lines 15 and 16				
4 Benefits paid to or for members				
5 Compensation of current officers, directors, trustees, and key employees	153,674	106,035	30,735	16,904
6 Compensation not included above, to disqualified persons (as defined under section 4958(f)(1)) and persons described in section 4958(c)(3)(B)				
7 Other salaries and wages	2,060,160	1,421,510	412,032	226,618
8 Pension plan accruals and contributions (include section 401(k) and 403(b) employer contributions)	43,520	30,028	8,704	4,788
9 Other employee benefits	244,617	168,786	48,924	26,907
10 Payroll taxes	155,690	107,426	31,138	17,126
11 Fees for services (non-employees):				
a Management				
b Legal				
c Accounting				
d Lobbying				
e Professional fundraising services. See Part IV, line 17				
f Investment management fees	47,413	30,818	9,483	7,112
g Other. (If line 11g amount exceeds 10% of line 25, column (A) amount, list line 11g expenses on Schedule O.)	51,902	33,737	10,380	7,785
12 Advertising and promotion	372,371	186,185		186,186
13 Office expenses	113,321	35,341	33,748	44,232
14 Information technology				
15 Royalties				
16 Occupancy	99,523	89,571	4,976	4,976
17 Travel	8,659	4,329		4,330
18 Payments of travel or entertainment expenses for any federal, state, or local public officials				
19 Conferences, conventions, and meetings	23,908		23,908	
20 Interest				
21 Payments to affiliates				
22 Depreciation, depletion, and amortization	503,198	452,878	25,160	25,160
23 Insurance	58,119	37,777	11,624	8,718
24 Other expenses. Itemize expenses not covered above (List miscellaneous expenses in line 24e. If line 24e amount exceeds 10% of line 25, column (A) amount, list line 24e expenses on Schedule O.)				
a FOOD WASTE	1,698,369	1,698,369		
b TRANSPORTATION	259,285	259,285		
c SUBRECIPIENTS	227,931	227,931		
d CONTRACTED SERVICES	151,490	98,468	30,298	22,724
e All other expenses	405,739	317,115	47,456	41,168
25 Total functional expenses. Add lines 1 through 24e	33,607,051	32,233,751	728,566	644,734
26 Joint costs. Complete this line only if the organization reported in column (B) joint costs from a combined educational campaign and fundraising solicitation. Check here <input type="checkbox"/> if following SOP 98-2 (ASC 958-720)				

## INCOME TOTALS 2019-2020

Food Distribution & Programming		Budget 2019-2020	
1-4000	R	FOOD SAFETY FEES	250,000
1-4100	R	INDIVIDUAL DONATIONS	850,316
1-4110	R	BUSINESS & CORPORATE DONATIONS	425,611
1-4120	R	DIRECT MAIL	800,000
1-4130	R	GRANTS	390,000
1-4145	R	MOBILE FOOD PANTRY (donations)	50,000
1-4200	R	TEFAP REIMB	516,000
1-4201	R	TRADE MITIGATION - TEFAP	290,000
1-4300	R	PURCHASED PRODUCT FEE'S	1,000,000
1-4401	R	HILAND MILK PROGRAM	72,000
1-4440	R	APPLICATION FEE'S	600
1-4550	R	HUNGERTHON	135,000
1-4600	R	CHECK OUT HUNGER	50,000
1-4650	R	AGENCY CONFERENCE	2,500
1-4715	R	WALMART CAPACITY GRANT	0
1-4780	R	MOBILE FOOD PANTRY FEES (agency bill	24,000
1-4785	R	NEWSLETTER	125,000
1-4790	R	SNAP	38,000
1-4795	R	OFH TANF FUND	1,746,667
1-4850	R	NAP INCOME	125,000
1-4950	R	INTEREST	145,000
1-4956	R	REALIZED GAINS/LOSSES - CFO	11,000
1-5600	R	DELIVERY FEES	45,000
1-5700	R	MISC REVENUE	15,000
2-4410	R	CACFP-1	27,000
2-4420	R	CACFP-2	153,000
2-4425	R	SFSP 1	14,000
2-4426	R	SFSP 2	77,000
2-4450	R	KIDS CAFE	2,500
2-4535	R	BACKPACK PROGRAM	325,000
4-4430	R	COMM SUPPLEMENT FOOD PROG	290,000
<b>TOTAL</b>			<b>7,995,194</b>

Total Revenue Budget 19-20	\$7,995,193.67
Total Expense Budget 19-20	\$7,995,194.28
Revenue vs Expense	-\$0.61



## Expense Totals 2018-2019

EXPENSES		Comments	Budget 2019-2020
<b>Personnel:</b>			
1-6000	Salaries		2,800,901
1-6005	Temp Personnel		105,000
1-6010	Payroll Taxes		214,269
1-6020	Health Insurance		342,180
1-6025	State Unemployment Insurance		2,275
1-6030	Workers Comp		46,810
1-6055	Pensions		63,397
<b>Total Personnel</b>			<b>3,574,832</b>
<b>Operating:</b>			
1-6035	Employee Expenses		11,850
1-6060	Staff/Volunteer Travel		16,300
1-6080	Conferences		20,000
1-6105	Utilities		180,000
1-6110	Telephone		20,160
1-6115	Office Supplies		28,000
1-6135	Building Supplies		55,000
1-6140	Fullfillment		24,000
1-6145	Dues & Subs		107,351
1-6150	Postage		35,000
1-6170	Equipment Purchases		3,000
1-6190	Purchased Transportation		125,000
1-6195	Fuel		155,000
1-6200	Direct Mail		325,000
1-6205	Vehicle Maintenance		160,000
1-6215	Printing		47,000
1-6230	Equipment Maintenance		50,000
1-6255	Insurance - Liability & Property		52,530
1-6260	Insurance - Vehicle		34,000
1-6270	Building Maintenance		70,000
1-6275	Waste Disposal		10,000
1-6276	OFH Solar Lease Expense		16,905
1-6280	Training - Staff/Vol		6,320
1-6300	Professional Fees		57,625
1-6325	Bank Fees		52,400
1-6335	Advertsing & Marketing		38,800
1-6340	Computer Expenses		8,000
1-6360	Member Training		0
1-6380	Special Events		26,500
1-6395	Member Conference		10,000
1-6396	Trade Mitigation Expense		21,500

1-6420	Acquistion Fees	0
1-6430	SNAP Outreach	5,000
1-6435	ServSafe	0
1-6455	Check Out Hunger	600
1-6490	Hungerthon	2,500
1-6496	Hiland Milk Program	72,000
1-6500	Purchased Product	1,250,000
1-6502	Food Procurement	207,595
1-6505	Write Offs	0
1-6525	Disaster Relief	0
1-6530	Miscellaneous	1,000
1-6535	Contracted Services	216,466
1-6540.	Volunteer Program	13,038
1-6545	TANF Expenses	102,400
1-6550	Fines & Penalties	0
1-6555	Food Solicitation	3,472
1-6556	Food Repack Program	91,000
1-6557	Community Resources	4,600
1-6565	Resource Room	1,000
1-6570	Hunger Study	0
1-6595	Walmart Capacity Grant	0
1-8130	Meals	17,950
2-6430	CACFP - 2	150,000
2-6435	Kids Café	500
2-6445	SFSP 2	81,000
2-6450	Backpack Program	390,000
4-6405	Commodity Supp Food Prog	43,000
		0
	<b>Total Operating Expenses</b>	<b>4,420,362</b>
	<b>Total Administrative Expenses</b>	<b>7,995,194</b>
	<b>Depreciation:</b>	
7-6800	Depreciation	695,000
	<b>TOTAL EXPENSES</b>	<b>8,690,194</b>

## **S.L. Gimbel Holiday Food Grant Final Evaluation Report**

### **Organizational Information**

---

- 1. Name of your organization:** Ozarks Food Harvest
- 2. Grant #:** 20181040
- 3. Grant Period:** February 1, 2019 to October 31, 2019
- 4. Location of your organization:** Springfield, MO
- 5. Name and Title of person completing evaluation:** Cassie Hanson, Development & Grants Manager
- 6. Phone Number:** (417) 865-3411
- 7. Email address:** chanson@ozarksfoodharvest.org

**8. Total number of clients served through this grant funding:** 188

**9. Approximate volume of food purchased with grant funds?**

The S.L. Gimbel Foundation funded a total of 3,198 units of each food item, weighing 13,083 pounds. These items were placed inside 188 food bags each week for 17 weeks of the spring school semester. Each food bag contained approximately 65.5 ounces each of Gimbel funded food, weighing 4.09 pounds. When combined with other food items, each bag weighed a total of 5.5 pounds, providing 6 weekend meals and a few snacks.

### **Key Outcomes & Results**

---

**10. Describe the project's key outcomes and results based on your goals and objectives:**

Ozarks Food Harvest's goal is to Transform Hunger into Hope for every food insecure individual living in the Ozarks. With the Weekend Backpack Program, at-risk children have access to the food they need during the weekend, when their free school lunch is not available.

By providing food at school, Ozarks Food Harvest can reach children directly, without having to rely on their parents or guardians. Teachers and counselors help Ozarks Food Harvest identify children with the most critical needs and those exhibiting signs or symptoms of hunger. Educators see their students on a daily basis, and are often the most knowledgeable about a student's home life. They provide bags filled with six nutritious meals for these students to take home each weekend of the school year. Students even receive extra bags if there is a school break or holiday.

In order to ensure uniformity and nutritional value, the Food Bank purchases Weekend Backpack food items in bulk, instead of relying on donated goods. This allows us to respond to school needs, and stretch each donor's dollar even further. The average cost per backpack during the 2018-19 school year was \$7.86.

With support from the S.L. Gimbel Foundation Fund, the Food Bank provided 18,558 meals to children in need via the Weekend Backpack Program. This impacted 188 children attending one of the 60 participating public schools in southwest Missouri, where the average free and reduced meal rate is 75 percent.

This program not only provided bags filled with nutritious food, it provided hope for the thousands of families who struggle to put dinner on the table. Ozarks Food Harvest is grateful to the S.L. Gimbel Foundation for their support in caring for these children and improving their futures.

**11. Please describe any challenges/obstacles the organization encountered (if any) in attaining stated goals & Objectives.**

Since 2003, the Weekend Backpack Program has been a collaboration among area schools and districts. Program administrators are in contact with the Springfield Public School's Health Services Department to coordinate existing backpack programs, avoid duplication of services and ensure high priority schools are supported.

Due to the fact that we implemented this program 16 years ago, we have faced and solved most every possible challenge. Our biggest reoccurring challenge is finding funding to care for the children that need assistance.

In order to ensure uniformity and nutritional value, the Food Bank purchases food items in bulk, instead of relying on donated goods. This makes the Program our most expensive one to administer, with an annual budget of \$390,000.

Last school year, the Weekend Backpack Program was in place at 60 schools in 16 counties in southwest Missouri. While nearly 1,700 students received food weekly, it did not reach all of the 48,510 food insecure children living in the Ozarks. Ozarks Food Harvest works hard to provide meals to every hungry child in southwest Missouri, but our biggest reoccurring challenge is funding.

*One school principal reports, "We always have a waiting list for food bags, as well as other schools throughout Springfield and throughout our counties. There is always a definite need for more food and to make sure they're not hungry. Number one, we want our kids to be successful and in order to be successful they need to have full bellies and be able to focus."*

**12. How did you overcome and/or address the challenges and obstacles?**

The continuation and expansion of Ozarks Food Harvest's Weekend Backpack Program is directly related to future funding. The amount of financial support received determines the number of children who can benefit from this program and support will be prioritized to address communities with the greatest need. Ozarks Food Harvest's goal is to address this critical health need and continue to care for as many children as possible.

Since 2003, Ozarks Food Harvest's Weekend Backpack Program has provided nearly 550,000 bags filled with 3.2 million meals.

**13. Describe any unintended positive outcomes as a result of the efforts supported by this grant.**

Although no unintended outcomes were experienced, Ozarks Food Harvest was able to successfully feed 188 children over each weekend of the Spring school semester. We truly believe this additional nutrition is helping provide a positive future for these children.

Ozarks Food Harvest works closely with each Weekend Backpack Program school to support the sites, cultivating relationships and troubleshoot problems. A point-of-contact is established, usually a principal, nurse, counselor or teacher. These individuals who see the children on a daily basis are the ones who are most knowledgeable about their home situation and needs. They determine who receives the bags, ensuring the program has the greatest impact.

In order to ensure food quality and nutritional value, The Food Bank purchases these food items, instead of relying on donated goods. Easy-open meals a child can prepare on their own are chosen, as many of these children find themselves alone during the weekends when their parents are working or otherwise unavailable to prepare a meal. Each year, the menu is developed based on USDA guidelines and is refreshed based on student feedback and taste testing.

**14. Briefly describe the impact this grant has had on your organization.**

This grant from the S.L. Gimbel Foundation helped provide 18,558 meals to children in need across the Ozarks. It allowed us to feed more of the children requesting supplemental weekend food at 60 public schools in southwest Missouri, where the average free and reduced meal rate is 75 percent.

Although hunger is harmful to any individual, it is particularly devastating to children. The side effects of food insecurity can hinder a child's ability to successfully perform academically as well as socially, creating significant obstacles for proper development. Childhood food insecurity is also associated with adverse health outcomes – including diabetes and obesity – as well as increased incidences of illness and higher associated health costs.

School Counselor at Cowden said, "Our kiddos definitely appreciate the extra food to make sure they have what they need on the weekends. During the weekdays, we can pretty much keep them fed but on the weekends it's more difficult. When we have kiddos that are truly hungry, sometimes they resort to taking food that does not belong to them. They have a harder time learning, a harder time focusing, their behavior may not be as good as it would normally be if they were well fed."

Fortunately for these children, they returned to school with a free mind ready to learn, not starving and suffering from the aftermath of yet another hungry weekend. This program not only provided bags filled with nutritious food, it provided hope for the thousands of families who struggle to put dinner on the table. Ozarks Food Harvest is grateful to the S.L. Gimbel Foundation for their support in caring for these children and improving their futures.

## **Budget**

**15. Please provide a brief narrative on how the funds were used to fulfill grant objectives. Support documents (receipts or expense reports) can be emailed to [klampert@thecommunityfoundation.net](mailto:klampert@thecommunityfoundation.net) or faxed to 951-684-1911.**

Gimbel Foundation grant funds were used to purchase nutritious food items needed to distribute 3,198 Weekend Backpack Program food bags. Items included white and chocolate milk (\$.75 each), Multigrain O's (\$.24 each), beef ravioli (\$.50 each), chicken with rice and veggies (\$.57), tomato soup (\$.65 each), fruit cups (4 items at \$.32 each), corn (\$.35 each) and green beans (\$.35 each). Funding of \$15,000.00 allowed Ozarks Food Harvest to purchase 3,198 units of each item. These items, valued at \$4.69, were placed in 188 backpacks, each week for the entire 17 weeks of the spring 2019 semester.

They were combined with additional food items in order to provide each child with six nutritious meals and a few weekend snacks each Friday of the school year. By purchasing these items, the Food Bank was able to ensure uniformity and nutritional value.

Funding from the Gimbel Foundation allowed Ozarks Food Harvest to continue this program and helped provide children with the healthy food they need over the weekends. These funds impacted 188 children each week for 17 weeks who attend one of 60 public schools in southwest Missouri.

**Success Stories**

---

Please use the following spaces to provide any client stories, antidotes, or quotes to showcase the success and impact you were able to achieve due to this funding.

**16. Please relate a success story:**

School Counselor at Cowden Elementary said, "The joy on the kids' faces, the way that they just feel relieved, you can see the relief on their face that they know they don't have to go home and be hungry. I would like to say thank you to everyone who is donating to this cause, it makes a huge impact on our kiddos."

Madilyn told us, "I noticed a difference once I started receiving the backpack because there was more food over the weekend and I wasn't hungry because I eat a lot. When I eat, it gives me more energy and helps me focus better. I wanna say thank you to the people who donate to the backpack program because it helps a lot of kids in need that are hungry. When I'm hungry, I feel horrible and it makes me really mean and cranky. On Friday when I get to take the food home, it makes me feel really good because then I know we have more food and won't get hungry."

Presley, age 9 told us, "I don't have enough food to eat over the weekends. We don't have enough money to buy cereal and stuff to have for breakfast. The food bag helps me because I want to get A's on everything. I want to be a veterinarian when I grow up."

**Demographic Information**

---

**19. Which category best describes your organization. Please choose only one.**

Basic Needs Support

**20. What is your organizations primary Program Area of Interest?**

Food Bank

**21. Percentage of clients served through grant in each Ethnic Group Category. Total must equal 100%**

Unknown 100%

**22. Approximate percentage of clients served from grant funds in each age category.**

Children 6-12 years old: 100%

**23. Approximate percentage of clients served with disabilities from grant funds.**

Unknown

**24. Approximate percentage of clients served in Economic Group**

Unknown


**25. Approximate percentage of clients served from grant funds in each population category**

Students: 100%; children: 100%



# OZARKS FOOD HARVEST

THE FOOD BANK



## Weekend Backpack Program

### Project Budget

---

In order to ensure uniformity and nutritional value, the Food Bank purchases Weekend Backpack food items in bulk, instead of relying on donated goods. This allows us to expand our program, provide more meals to these children, and stretch each donor's dollar even further. The average cost per backpack during the 2018-19 school year was \$7.86.

A gift of \$15,000 will allow Ozarks Food Harvest to provide a total of 3,253 food bags – containing a total of 19,518 meals – to students attending Springfield Public School during the 2019-2020 school year.

<b>Weekend Backpack Program Expense Description:</b>	<b>Per Bag Cost</b>
Personnel (administration, monitoring & delivery)	\$0.77
Administration & Supplies	\$0.17
Monitoring Mileage	\$0.04
Food Purchases (easy open, child-friendly food items)	\$6.33
Fat-Free Milk – Regular & Chocolate	
Cereal – Multigrain O's	
Oatmeal Bites – Blueberry	
Beef Ravioli	
Chicken Noodle Soup	
Tuna Salad Kit	
Beef Stew	
Corn or Green Beans	
Carrots or Peas	
Fruit Cups – Pears, Oranges, Peaches, Pineapple	
Cracker Bites	
Cheese Sticks	
Educational "President" Cookies	
Warehousing & Storage	\$0.12
Delivery	\$0.43
<b>Total</b>	<b>\$7.86</b>

**OZARKS FOOD HARVEST INC**

Name: Feeding America  
 Customer Number: FAM

31735

Check Date: .07/23/19

Date	Reference	Payable Detail PO Number	Amount	Discount	Amount Paid
07/23/19	INV093799		25,836.00	0.00	25,836.00
07/23/19	INV093948		3,117.00	0.00	3,117.00
07/23/19	INV094079		14,685.44	0.00	14,685.44
07/23/19	INV094175		30,118.20	0.00	30,118.20

Current Pay 73,756.64

DELUXE CORP 1+800-328-0304 www.deluxeforms.com

2810 N Cedarbrook Ave  
 Springfield Missouri 65803-5052

Ozarks Food Harvest  
 2810 N Cedarbrook Ave  
 Springfield Missouri 65803-5052

Chocolate Shelf Stable Milk  
 Fat Free Chocolate

27/8 OZ Aseptic Box Fat Free White  
 Shelf Stable Milk  
 Fat Free White

1,200 \$10.20 \$12,240.00

Total \$25,836.00

5581083 / 05-18  
 EF7DE0 SLKDK01 02/07/2019 14:35 -18- 7658780100

Feeding America 1601 Paysphere Circle Chicago, IL 60674	Cust-2145 NET30	INV093799 8/14/2019	\$25,836.00
---	--------------------	------------------------	-------------



INV093799



Feeding America

# Invoice

#INV093799

Invoice Date 7/15/2019

*Backpack \$23,124.20*

Bill To  
Mike Doubledee  
Ozarks Food Harvest  
PO Box 5746  
2810 North Cedarbrooke  
Springfield Missouri 65801-5746  
United States

Ship To  
Ozarks Food Harvest  
PO Box 5746  
2810 North Cedarbrooke  
Springfield Missouri 65801-5746  
United States

*1-6500  
\$22,411.50*

Payment Terms  
NET30

Payment Due Date  
8/14/2019

Customer Purchase Order #  
gd051019 WBP Milk

Foodbank Sales Order  
Sales Order #GR36008135

Drop off location	Item	Quantity	Rate	Amount
Ozarks Food Harvest 2810 N Cedarbrook Ave Springfield Missouri 65803-5052	27/8 OZ Aseptic Box Fat Free Chocolate Shelf Stable Milk Fat Free Chocolate	1,320	\$10.30	\$13,596.00
Ozarks Food Harvest 2810 N Cedarbrook Ave Springfield Missouri 65803-5052	27/8 OZ Aseptic Box Fat Free White Shelf Stable Milk Fat Free White	1,200	\$10.20	\$12,240.00
<b>Total</b>				<b>\$25,836.00</b>

Feeding America 1601 Paysphere Circle Chicago, IL 60674	Cust-2145 NET30	INV093799 8/14/2019	\$25,836.00
---	--------------------	------------------------	-------------



INV093799



Backpack

Invoice  
#INV094079  
Invoice Date 7/18/2019

Bill To  
Mike Doubledee  
Ozarks Food Harvest  
PO Box 5746  
2810 North Cedarbrooke  
Springfield Missouri 65801-5746  
United States

Ship To  
Ozarks Food Harvest  
PO Box 5746  
2810 North Cedarbrooke  
Springfield Missouri 65801-5746  
United States

Payment Terms  
NET30

Payment Due Date  
8/17/2019

Customer Purchase Order #  
gd060519 - 2 WBP

Foodbank Sales Order  
Sales Order #GR37042368

Drop off location	Item	Quantity	Rate	Amount
Ozarks Food Harvest 2810 N Cedarbrook Ave Springfield Missouri 65803-5052	12/7.5 OZ EZO Can Beef Ravioli Prepared Pasta Beef Ravioli	2,464	\$5.96	\$14,685.44
			Total	\$14,685.44

Feeding America 1601 Paysphere Circle Chicago, IL 60674	Cust-2145	INV094079	\$14,685.44
	NET30	8/17/2019	





# Invoice

#INV094175  
Invoice Date 7/22/2019

*Backpack*

Bill To  
Mike Doubledee  
Ozarks Food Harvest  
PO Box 5746  
2810 North Cedarbrooke  
Springfield Missouri 65801-5746  
United States

Ship To  
Ozarks Food Harvest  
PO Box 5746  
2810 North Cedarbrooke  
Springfield Missouri 65801-5746  
United States

Payment Terms  
NET30

Payment Due Date  
8/21/2019

Customer Purchase Order #  
gd061519 WBP Soup

Foodbank Sales Order  
Sales Order #GR37038227

Drop off location	Item	Quantity	Rate	Amount
Ozarks Food Harvest 2810 N Cedarbrook Ave Springfield Missouri 65803-5052	24/7.25 OZ EZO can Low Sodium RTE Chicken Noodle Soup Low Sodium Ready to Eat	700	\$10.00	\$7,000.00
Ozarks Food Harvest 2810 N Cedarbrook Ave Springfield Missouri 65803-5052	24/7.25 OZ EZO can Low Sodium RTE Tomato Soup Low Sodium Ready to Eat	560	\$15.60	\$8,736.00
Ozarks Food Harvest 2810 N Cedarbrook Ave Springfield Missouri 65803-5052	24/7.25 OZ EZO can RTE Chicken & Rice Soup Ready to Eat	560	\$13.77	\$7,711.20
Ozarks Food Harvest 2810 N Cedarbrook Ave Springfield Missouri 65803-5052	24/7.25 OZ EZO can RTE Low Sodium Vegetable Beef Soup Low Sodium Ready to Eat	700	\$9.53	\$6,671.00
			<b>Total</b>	<b>\$30,118.20</b>

Feeding America 1601 Paysphere Circle Chicago, IL 60674	Cust-2145 NET30	INV094175 8/21/2019	\$30,118.20
---	--------------------	------------------------	-------------





The Food Exchange, LLC  
 5650 El Camino Real, Suite 235  
 Carlsbad, CA 92008  
 (760)268-9869  
 tonys@thefoodexchange.com  
 www.thefoodexchange.com

Back pack  
 \$ 39,286.44  
 L-4500  
 10225

**BILL TO**  
 Gordon Day  
 Ozarks Food Harvest Food Bank  
 PO Box 5746  
 Springfield, MO 65803 USA

**INVOICE 11137**

DATE 07/15/19 TERMS Net 30

DUE DATE 07/27/2019

**DELIVERY WEEK**  
 07/15/19

**CUSTOMER PO#**  
 gd050919

**TFX REP**  
 Maureen Richards

ITEM #	DESCRIPTION	QTY	UNIT PRICE	AMOUNT
858844006009	Mandarins in Juice Pack: 96/4.5 oz	320	30.91	9,891.20
858844006030	Peaches in Juice Pack: 96/4.5 oz	384	30.91	11,869.44
858844006047	Pears in Juice Pack: 96/4.5 oz	320	30.91	9,891.20
858844006104	Mixed In Fruit Juice Pack: 96/4.5 oz	320	30.91	9,891.20

\*Use by Dates June 2019 or later

21 pallets  
 \$.322/each delivered price

Your prompt payment is appreciated.  
 Please submit your payment to the address above.  
 Note Suite # has changed to 235!  
 Thank you for your business!

**TOTAL DUE \$41,543.04**

Please note our remittance Suite # has changed - please update your records:

THE FOOD EXCHANGE, LLC  
 5650 EL CAMINO REAL, SUITE 235  
 CARLSBAD, CA 92008