



S.L. Gimbel Foundation Fund Holiday Food Program Grant Application

Internal Use Only:
Grant :



Organization / Agency Information

Organization/Agency Name: Community SeniorServ dba Meals on Wheels Orange County		
Physical Address: 1200 N Knollwood Circle		City/State/Zip Anaheim, CA 92801
Mailing Address: same as above		City/State/Zip
CEO or Director: Holly Hagler		Title: President & CEO
Phone: (714) 220-0224	Fax: (714) 220-1374	Email: hhagler@mealsonwheelsoc.org
Contact Person: Darla Olson		Title: VP Advancement
Phone: (714) 229-3362	Fax: (714) 220-1374	Email: dolson@mealsonwheelsoc.org
Web Site Address: www.mealsonwheelsoc.org		Tax ID: 95-2771715

Program / Grant Information

Program/Project Name: Meals on Wheels			Amount of Grant Requested: \$15,000
Total Organization Budget: \$15,193,732	Per 990, Percentage of Program Service Expenses (Column B / Column A x 100): 90%	Per 990, Percentage of Management & General Expenses Only (Column C / Column A x 100): 7%	Per 990, Percentage of Management & General Expenses and Fundraising (Column C+D / Column A x 100): 10%
Purpose of Grant Request (one sentence): The purpose of this grant is to purchase raw food needed to prepare home delivered meals for homebound older adults residing in Orange County.			
Gimbel Holiday Grants Received: List Year(s) and Award Amount(s) 2014: \$10,500; 2015: \$10,000; 2016: \$10,000; 2018: \$15,000			

Signatures

Board President / Chair: (Print name and Title) Stuart Moss, Board Chair	Signature: 	Date: 11-8-19
Executive Director/President: (Print name and Title) Holly Hagler, President and CEO	Signature: 	Date:

S.L. Gimbel Foundation Fund

Holiday Grant Application

Please provide the following information for items I. through III. by answering all questions in ONE PAGE-12 Font. Please be thorough, clear, specific, and concise.

I. Organization/Agency Background: State your mission, vision, purpose, and provide a brief history. What are your core programs and activities? How many people do you serve? How many paid staff, full time and part-time? How many volunteers?

For fifty years, Community SeniorServ has been the largest nonprofit provider of senior nutrition and support services in Orange County. Our mission is to nourish the wellness, purpose, and dignity of seniors and their families in our community. With a network of over 600 volunteers, we deliver services that reduce hunger and improve wellness for seniors so that they may continue to live independently in the homes and communities they love. Between our Meals on Wheels, Senior Center Lunch Café programs, Adult Day Services, Care Coordination, and Friendly Visitors, we serve nearly 1 million meals to more than 10,000 older adults each year throughout 20 Orange County cities. With the generous help of our supporters, we have achieved a lot. However, in order to address the growing need, we recognize that more must be done. Today, one in four low-income older adults in Orange County struggles with hunger. In one of the richest counties in the U.S., that number is staggering. In addition, one in four older adults in the County are at greater risk of death due to loneliness. In the next 20 years, older adults will grow to be one third of the County's population.

If we are going to fully address this fast-approaching need, we must spread awareness about our cause to erase hunger and loneliness among at-risk older adults. Everyone in the County should know how important it is to help the people we serve and their families. To achieve this visibility and engage the community in our mission, we took the strategic step to align our branding with the national Meals on Wheels America movement, one that is immediately recognizable to people who hear the name. During our 9th Annual Senior Care Hero Awards™ gala on October 19, we announced that we have become Meals on Wheels Orange County (MOWOC).

II. Project Information: Describe your food distribution program. ANSWER ALL QUESTIONS. Explain the community need including demographics, geographic characteristics of the area or community to be served, community conditions and income level. What are the specific activities of the food program?

Meals on Wheels (MOW) provides five days per week of meal support, including breakfast, lunch, and dinner, delivered to homebound seniors who have difficulty shopping or preparing meals. Planned by a registered dietician to meet nutrition needs, each heart-healthy, diabetic-friendly meal is cooked by MOWOC staff in our 22,000 square foot kitchen in Anaheim, and menus are available in both English and Spanish. MOW provides more than just food, though. Caring MOW volunteers bring meals, smiles, and an in-person safety check, ensuring that in case of an emergency or problem, help will be available and families will be notified. MOW also includes wellness assessments through quarterly home visits and case management.

How do you identify/qualify those in need? How often is the food distribution offered?

By targeting isolated low-income seniors, MOW offers older adults with the greatest need a way to combat the three biggest threats to their health: nutrition, isolation, and loss of independence. Many of the participants we serve live on fixed incomes, with 77% living at or below the federal poverty level. All of our Meals on Wheels participants are homebound due to illness or disability and most must choose whether to purchase prescriptions, pay utilities, or purchase food, causing them to be food insecure. MOW delivers food daily Mon-Fri throughout the year.

How many people will be served by the food distribution program (children, youth, adults, seniors)? Please explain how you keep track of number of people served.

MOW will deliver 510,000 meals to 1,000 seniors this year. Our kitchen staff and drivers record the number of meals prepared and sent out from the distribution center, while volunteers track the number of meals served to each client along with relevant client status updates in our system called Servtracker.

**S.L. Gimbel Foundation Fund
Holiday Grant Application**

III. Project Budget

Please provide a detailed line-item budget for your project by completing the budget form below. **The maximum requested amount is \$15,000** or 25% of your operating budget, whichever is less. You can request for less than \$15,000. You may delineate your line items requests per examples below:

- 85% of total request for the purchase of food items only. (Ex. Total request of \$15,000; 85% is \$12,750 for food)
- 15% of total request for female hygiene products and/or diapers. (Ex. Total request of \$15,000; 15% is \$2,250 for diapers and female hygiene products)
- 100% of total request for the purchase of food items
- Canned tuna will not be funded.

Food items must be delineated (i.e. canned vegetables, soup, pasta, dried beans, rice, etc.). For each food item, indicate the cost per unit (pound, carton, case, etc.) and the quantity. See attached example.

Line Item	Line Item Description	Requested Amount
Protein	879 lbs. of beef @ \$4.55 a pound	\$4,000
Protein	832 lbs. of chicken @ \$4.81 a pound,	\$4,000
Dairy	18,182 ½ pint cartons of milk @ .22 cents each	\$4,000
Vegetables	58 cases spinach @ \$25.69 a case	\$1,500
Fruit	41 cases of apricots @ \$36.59 a case	\$1,500
TOTAL:		\$15,000


IV. Administrative Expenses Percentage

This section calculates how much the organization spent for general management, overhead, indirect items as a percentage of the organization's total expenses. The figures are based on your most current **990 form that you submitted, Part IX Statement of Functional Expenses.**

Management & general expenses (Column C only)	/Total expenses (Column A)	= Administrative Percentage
\$897,824	\$12,485,808	7%

Explanation of Program manager & CEO salaries: The organization has 101 employees that deliver seven different comprehensive programs, including Meals on Wheels. These programs are: two Adult Day Health Care Centers, Adult Day Services, Meals on Wheels, Case Management, Senior Center Lunches, Care Coordination for older adults at risk for, or were previously homeless. The Management and General expenses include allocated compensation for seven program directors or managers, HR and Accounting managers, three Department VPs, and our CEO. Compensation for key staff is reviewed and approved by the organization's

Board of Directors. The Board uses a comparability analysis supplied by Human Resources and taken from substantive sources in deciding compensation for management and executives.

 **IRS** Department of the Treasury
Internal Revenue Service
P.O. Box 2508
Cincinnati OH 45201

In reply refer to: 0248674160
July 13, 2011 LTR 4168C E0
95-2771715 000000 00

00012506
BODC: TE


COMMUNITY SENIOR SERV INC
1200 N KNOLLWOOD CIR
ANAHEIM CA 92801-1309

030865

Employer Identification Number: 95-2771715
Person to Contact: Mrs. Ryan
Toll Free Telephone Number: 1-877-829-5500

Dear Taxpayer:


This is in response to your July 01, 2011, request for information regarding your tax-exempt status.

Our records indicate that you were recognized as exempt under section 501(c)(3) of the Internal Revenue Code in a determination letter issued in November 1971.

Our records also indicate that you are not a private foundation within the meaning of section 509(a) of the Code because you are described in section(s) 509(a)(1) and 170(b)(1)(A)(vi).

Donors may deduct contributions to you as provided in section 170 of the Code. Bequests, legacies, devises, transfers, or gifts to you or for your use are deductible for Federal estate and gift tax purposes if they meet the applicable provisions of sections 2055, 2106, and 2522 of the Code.

Please refer to our website www.irs.gov/eo for information regarding filing requirements. Specifically, section 6033(j) of the Code provides that failure to file an annual information return for three consecutive years results in revocation of tax-exempt status as of the filing due date of the third return for organizations required to file. We will publish a list of organizations whose tax-exempt status was revoked under section 6033(j) of the Code on our website beginning in early 2011.



HUGH NGUYEN
CLERK-RECORDER
12 CIVIC CENTER PLAZA, ROOM 106
POST OFFICE BOX 238
SANTA ANA, CA 92702-0238


Recorded in Official Records, Orange County
Hugh Nguyen, Clerk-Recorder
20166434833 51.00
03/08/2016 13:46:00
332 NC-3 F01
23.00 28.00 0.00 0.00 0.00 0.00 0.00 0.00

FICTITIOUS BUSINESS NAME STATEMENT

THE FOLLOWING PERSON(S) IS (ARE) DOING BUSINESS AS:

1.	Fictitious Business Name(s) Meals on Wheels OC	(optional) Business Phone No.
1A	<input checked="" type="checkbox"/> New Statement <input type="checkbox"/> Raffle - list previous No. <input type="checkbox"/> Change	
2.	Street Address, City & State of Principal place of Business (Do not use P.O. box or P.M.B.) 1200 N Knollwood Circle Anaheim, CA 92801 ORANGE	City State Zip Code County
3.	Full name of Registered Owner (If Corporation, enter corporation name) Community SeniorServ, Inc	If Corporation / LLC State of Incorporation or organization CA
	Res. / Corp. Address (Do NOT use a P.O. Box or P.M.B.) 1200 N Knollwood Circle	City State Zip Code Anaheim CA 92801
4.	(CHECK ONE ONLY) This business is conducted by: <input type="checkbox"/> an individual <input type="checkbox"/> a general partnership <input type="checkbox"/> a limited partnership <input type="checkbox"/> an unincorporated association other than a partnership <input checked="" type="checkbox"/> a corporation <input type="checkbox"/> a Limited Liability Partnership <input type="checkbox"/> co-partners <input type="checkbox"/> a married couple <input type="checkbox"/> a joint venture <input type="checkbox"/> Limited Liability Co	
5.	Have you started doing business yet? <input type="checkbox"/> Yes Insert Date <input checked="" type="checkbox"/> No	Notice: This Fictitious Business Name Statement expires five years from the date it was filed in the Office of the County Clerk-Recorder. The statement expires 40 days after any change in the facts is made other than a change in the residence address of the registered owner. A new Fictitious Business Name Statement must be filed before either expiration. When ceasing to transact business under an active Fictitious Business Name Statement, Abandonment shall be filed. The filing of this statement does not of itself authorize the use in this state of a Fictitious Business Name in violation of the rights of another under federal, state or common law (see section 14411 et seq. Business and Professions Code)
6.	If the registered owner is NOT a corporation, sign below (See instructions on the reverse side of this form) Signature: _____ _____ (Type or Print Name) I declare that all information in this statement is true and correct. (A registrant who declares as true any material matter pursuant to Section 17913 of the Business and Professions Code that the registrant knows to be false is guilty of a misdemeanor punishable by a fine not to exceed one thousand dollars (\$1,000).)	If the registered owner is: a corporation, an officer of the corporation signs below any type of partnership, the general partner signs below. a limited liability company, a manager or an officer signs below. Community SeniorServ, Inc _____ Limited Liability Company/Corporation/Partnership Name _____ Signature and Title of Officer/Manager or General Partner I declare that all information in this statement is true and correct. (A registrant who declares as true any material matter pursuant to Section 17913 of the Business and Professions Code that the registrant knows to be false is guilty of a misdemeanor punishable by a fine not to exceed one thousand dollars (\$1,000).) Holly Hagler President/CEO _____ Print Name of Officer/Manager or General Partner

These fees apply at time of filing (Please provide a self-addressed, stamped, return envelope if mailed):
Filing fee \$23.00 for one business name
\$7.00 for each additional business name
\$7.00 for each additional partner after first two



HUGH NGUYEN
CLERK-RECORDER
12 CIVIC CENTER PLAZA, ROOM 106
POST OFFICE BOX 238
SANTA ANA, CA 92702-0238

FBN01232260

1. ADDITIONAL FICTITIOUS BUSINESS NAME(S)

- B Meals on Wheels Orange County
- C Meals on Wheels Southern California
- D Meals on Wheels SoCal
- E Meals on Wheels SeniorServ



2019/2020 Board of Directors

Chairman

Stuart M. Moss, MBA

Managing Director, Keystone Capital Markets, Inc.

Past Chair

Randy A. Platt, C.A.-RCFE

Co-Founder, Chairman & CEO, Post-Acute Care Partners Inc. & Care Partners At Home

Vice Chair

Scott Heinila, RICP

Managing Director, Producers Choice Network

Secretary

Dick Atnip

President, Atnip Co.

Treasurer

Don Lewis

CFO, Jaya Apparel Group, LLC

Board Members

Gary Coburn

Principal, Restaurant Concepts Innovations Consulting Firm

Steven J. Margetic, CPA

President, Hyder & Company

Corey Saenz

President, Cor Branding Agency

Paula J. Series

Senior Vice President, BVK Marketing

DeVon Wiens

Partner, Moss Adams

Earle Zucht

Business Development, Verde Watts

Board Advisors

Lesley Barre

VP Business Banking Relationship Manager, BofA

Di Patterson

Founder & CEO Success in Aging Centers

Debbie Rose, Ph.D

Professor, California State University Fullerton

Thomas Sowers

Managing Director, 24HR HomeCare

Jennifer Seto

Community Volunteer

Mary Ann Vincent, RN, MBA

Principal, MCB Healthcare Consultants, LLC

Senior Management Staff

Holly Hagler

President & CEO

Jane Roth

Chief Financial & Administrative Officer

Darla Olson

VP Advancement

Gio Corzo

VP Home & Care Services

PUBLIC DISCLOSURE COPY

Form 990 (2017) COMMUNITY SENIORSERV, INC.

95-2771715

Page 10

Part IX Statement of Functional Expenses

Section 501(c)(3) and 501(c)(4) organizations must complete all columns. All other organizations must complete column (A).

Check if Schedule O contains a response or note to any line in this Part IX

☒ X

Do not include amounts reported on lines 6b, 7b, 8b, 9b, and 10b of Part VIII.	(A) Total expenses	(B) Program service expenses	(C) Management and general expenses	(D) Fundraising expenses
1 Grants and other assistance to domestic organizations and domestic governments. See Part IV, line 21.				
2 Grants and other assistance to domestic individuals. See Part IV, line 22.				
3 Grants and other assistance to foreign organizations, foreign governments, and foreign individuals. See Part IV, lines 15 and 16.				
4 Benefits paid to or for members.				
5 Compensation of current officers, directors, trustees, and key employees.	377,304.	366,277.	7,546.	3,481.
6 Compensation not included above, to disqualified persons (as defined under section 4958(f)(1)) and persons described in section 4958(c)(3)(B).	0.	0.	0.	0.
7 Other salaries and wages.	3,452,231.	3,050,958.	241,485.	159,788.
8 Pension plan accruals and contributions (include section 401(k) and 403(b) employer contributions).	157,064.	27,723.	127,972.	1,369.
9 Other employee benefits.	720,431.	642,699.	46,512.	31,220.
10 Payroll taxes.	273,000.	243,502.	17,834.	11,664.
11 Fees for services (non-employees):				
a Management.				
b Legal.	66,119.		66,119.	
c Accounting.	51,138.	48,971.	2,167.	
d Lobbying.				
e Professional fundraising services. See Part IV, line 17.				
f Investment management fees.				
g Other. (If line 11g amount exceeds 10% of line 25, column (A) amount, list line 11g expenses on Schedule O, SCH. O.)	1,524,986.	1,519,859.		5,127.
12 Advertising and promotion.				
13 Office expenses.	101,546.	92,536.	8,731.	279.
14 Information technology.	119,516.	94,005.	15,997.	9,514.
15 Royalties.				
16 Occupancy.	149,885.	149,885.		
17 Travel.	987,310.	982,058.		5,252.
18 Payments of travel or entertainment expenses for any federal, state, or local public officials.				
19 Conferences, conventions, and meetings.				
20 Interest.	47,017.		47,017.	
21 Payments to affiliates.				
22 Depreciation, depletion, and amortization.	264,061.	134,884.	129,177.	
23 Insurance.	145,255.	108,173.	37,082.	
24 Other expenses. Itemize expenses not covered above (List miscellaneous expenses in line 24e. If line 24e amount exceeds 10% of line 25, column (A) amount, list line 24e expenses on Schedule O.)				
a <u>FOOD AND SUPPLY COST</u>	3,063,483.	3,063,483.		
b <u>TELEPHONE/UTILITIES</u>	242,397.	211,809.	29,297.	1,291.
c <u>DIRECT MAIL</u>	173,243.	3,929.	7,027.	162,287.
d <u>REPAIRS AND MAINTENANCE</u>	138,378.	124,307.	14,071.	
e All other expenses.	431,444.	322,750.	99,790.	8,904.
25 Total functional expenses. Add lines 1 through 24e.	12,485,808.	11,187,808.	897,824.	400,176.
26 Joint costs. Complete this line only if the organization reported in column (B) joint costs from a combined educational campaign and fundraising solicitation. Check here <input type="checkbox"/> if following SOP 98-2 (ASC 958-720).				

**Community SeniorServ, Inc.
FY 2019-2020 Proposed
Budget**

		CONSOLIDATED BUDGET
		<hr/>
REVENUE		
TITLE III		
4100...	FEDERAL GRANT INCOME	\$4,034,354
41050	FEDERAL GRANT INCOME (OTO)	857,105
41100	USDA-NSIP	715,032
41110	STATE GRANT	385,929
TOTAL TITLE III		<hr/> 5,992,420
CRC PROGRAM		
41070	CRC INCOME-RESPITE-ANAHEIM	15,000
41080	CRC-SUPPLEMENTAL	2,500
41090	CRC OVERHEAD	3,500
TOTAL CRC PROGRAM		<hr/> 21,000
GOVERNMENT & INSURANCE REVEN...		
41500	MEDI-CAL	29,000
41510	KAISER	17,091
41520	CALOPTIMA-CBAS	2,035,660
41560	BLUE SHIELD	29,672
41570	UCI	75,000
41700	DOE INCOME	175,212
42800	OCTA REVENUE	823,202
45000	CLIENT REVENUE	68,420
45050	INSURANCE INCOME-VA	130,114
TOTAL GOV'T & INSURANCE REV.		<hr/> 3,383,371
CDBG FUNDING		
42010	CITY FUNDING-ANAHEIM	51,185
42050	CITY FUNDING-COSTA MESA	30,000
42070	CITY FUNDING-FULLERTON	9,053
42080	CITY FUNDING-GARDEN GROVE	20,000
42100	CITY FUNDING-FOUNTAIN VALLEY	14,886
42200	CITY FUNDING-TUSTIN	14,915
42250	CITY FUNDING-WESTMINSTER	30,000
TOTAL CDBG FUNDING		<hr/> 170,039
CITY GENERAL FUNDING		
4235...	CITY GENERAL DONATIONS-BREA	5,000
4235...	CITY GENERAL DONATIONS-CYPRESS	9,000
4235...	CITY GENERAL DONATIONS-LA HABRA	9,000
4235...	CITY GENERAL DONATIONS-SANTA ANA	90,290
4235...	CITY GENERAL DONATIONS-SEAL BEACH	60,000
TOTAL GENERAL FUNDING		<hr/> 173,290
FUND RAISING		
42400	UNSOLICITED	12,000
42500	NEWSLETTER DONATIONS	25,000
42650	CORPORATE GIVING	29,182
42660	BOARD LEADERSHIP	6,000
42700	DIRECT MAIL	310,000
4335...	SPECIAL EVENT REV.-SCHA-2018	307,437
47000	OTHER INCOME	5,689
47100	GEN DON/FUND RAISING	4,647
TOTAL FUND RAISING		<hr/> 699,955
SR DONATIONS		
43000	SR DONATIONS-ACACIA	176

**Community SeniorServ, Inc.
FY 2019-2020 Proposed
Budget**

		CONSOLIDATED BUDGET
43010	SR DONATIONS-ANAHEIM	13,545
43020	SR DONATIONS-LA COLONIA	3,758
43030	SR DONATIONS-BREA	15,464
43040	SR DONATIONS-BUENA PARK	18,035
43050	SR DONATIONS-COSTA MESA	10,159
43060	SR DONATIONS-CYPRESS	17,357
43070	SR DONATIONS-FULLERTON	20,139
43080	SR DONATIONS-GARDEN GROVE/H. LOUIS...	7,395
43090	SR DONATIONS-HUNTINGTON BEACH	38,615
43100	SR DONATIONS-FOUNTAIN VALLEY	19,029
43110	SR DONATIONS-LA HABRA	14,744
43120	SR DONATIONS-ORANGE	32,726
43130	SR DONATIONS-EL MODENA	1,260
43140	SR DONATIONS-MIDWAY	8,119
43150	SR DONATIONS-PLACENTIA	2,632
43170	SR DONATIONS-SANTA ANA/SOUTWEST	15,522
43180	SR DONATIONS-SANTA ANA/SR. CENTER	6,574
43190	SR DONATIONS-SANTA ANA/VIETNAMESE	1,268
43200	SR DONATIONS-TUSTIN	15,247
43210	SR DONATIONS-ABRAZAR	2,715
43220	SR DONATIONS-YORBA LINDA	29,315
43230	SR DONATIONS-N. SEAL BEACH	12,491
43240	SR DONATIONS-STANTON	2,079
43250	SR DONATIONS-WESTMINSTER	14,974
43260	SR DONATIONS-LOS ALAMITOS	2,713
	TOTAL SR DONATIONS	326,051
	TRANSPORTATION DONATIONS	
43600	TRANS. DON.-ANAHEIM	340
43620	TRANS. DON.-BUENA PARK	2,015
43680	TRANS. DON.-LA HABRA	437
43700	TRANS. DON.-ORANGE	2,058
43730	TRANS. DON.-STANTON	324
43740	TRANS. DON.-TUSTIN	322
43750	TRANS. DON.-WESTMINSER	1,026
	TOTAL TRANSPORTATION DONATIONS	6,522
	HMBOUND DONATIONS	
44010	HMBOUND DONATIONS-ANAHEIM	34,430
44030	HMBOUND DONATIONS-BREA	3,506
44040	HMBOUND DONATIONS-BUENA PARK	2,056
44050	HMBOUND DONATIONS-COSTA MESA	9,310
44060	HMBOUND DONATIONS-CYPRESS	3,476
44070	HMBOUND DONATIONS-FULLERTON	1,211
44080	HMBOUND DONATIONS-GARDEN GROVE	7,727
44090	HMBOUND DONATIONS-HUNTINGTON BEACH	28,647
44100	HMBOUND DONATIONS-FOUNTAIN VALLEY	8,354
44110	HMBOUND DONATIONS-LA HABRA	215
44120	HMBOUND DONATIONS-ORANGE	11,313
44140	HMBOUND DONATIONS-LOS ALAMITOS	1,053
44170	HMBOUND DONATIONS-SANTA ANA	16,577
44200	HMBOUND DONATIONS-TUSTIN	2,619
44230	HMBOUND DONATIONS-SEAL BEACH	15,643
44250	HMBOUND DONATIONS-WESTMINSTER	12,067
44260	HMBOUND DONATIONS-STANTON	3,208
	TOTAL HMBOUND DONATIONS	161,412
	OTHER DONATIONS (CM-B IN HOME-...	
45200	SENIOR DONATIONS: BPDC	50,248

**Community SeniorServ, Inc.
FY 2019-2020 Proposed
Budget**

		<u>CONSOLIDATED BUDGET</u>
44400	SR DONATIONS: AREA1 (CM & B IN HOME)	2,933
44500	SR DONATION: AREA 2 (CM & B IN HOME)	2,626
	TOTAL OTHER DONATIONS (CM-B IN...	55,807
	IN KIND	
48300	IN-KIND MATCHING	931,666
48400	IN-KIND NON MATCHING	50,182
	TOTAL IN KIND	981,848
	COMMERCIAL KITCHEN	
47040	MISC. FOOD SALES	3,252
47150	COOK CHILL PRODUCTION INCOME	633,933
47200	SOCIAL SERVICE MEALS REVENUE	1,838,655
	TOTAL COMMERCIAL KITCHEN	2,475,840
	OTHER INCOME	
41580	ABRAZAR	146,220
44310	DONATIONS FOR HOLIDAY GIFT-VOL SRV	8,000
44330	VOL-BACKGROUND CHECK	2,000
47470	TYROL INCOME	47,880
47500	NON TITLE III GENERAL FUNDS	1,500
48200	GRANTS/NON MATCH CASH	516,917
48250	TRANSFERRED IN UNRESTRICTED GRANTS	500
48450	GRANTS RECEIVED	385,373
48460	TEMPORARILY RESTR. RELEASED GRANTS	(687,087)
48470	UNRESTRICTED GRANT	178,000
48480	TRANSFERRED IN UNRESTRICTED GRANTS	(500)
48600	UNRESTRICTED OTO GRANT	25,170
49400	INTERCOMPANY RENTAL	107,204
49800	INVESTMENT INCOME (LOSS)	15,000
	TOTAL OTHER INCOME	746,177
	TOTAL REVENUE	15,193,732

EXPENSES

DIRECT EXPENSES

	PAYROLL & BENEFITS	
61010	PAYROLL-EXEC DIR	391,298
61020	PAYROLL-OUTREACH/SOCIAL SERV. DIR	278,160
61030	PAYROLL-PROGRAM MANAGER	620,781
61040	PAYROLL-ADMIN STAFF	537,160
61050	PAYROLL-ADMIN ASST	31,897
61060	PAYROLL-CASE MANAGER/WORKER	353,986
61100	PAYROLL-VOL. COR.	108,526
61140	PAYROLL-SITE STAFF	414,533
61210	PAYROLL-THERAPY	46,766
61220	PAYROLL-NURSING	209,352
61230	PAYROLL-CNA	157,626
61240	PAYROLL-SOCIAL WORKER	169,715
61260	PAYROLL-SITE PROGRAM	77,988
61270	PAYROLL-ACIVITY	64,741
61280	PAYROLL-DIETARY	39,280
61410	PAYROLL-KITCHEN MGR	182,572
61420	PAYROLL-KITCHEN STAFF	360,709
61450	PAYROLL-MEAL PACKERS	37,512
61460	PAYROLL-DRIVERS	184,879

Community SeniorServ, Inc.
FY 2019-2020 Proposed
Budget

		CONSOLIDATED BUDGET
61910	PAYROLL TAXES:	346,258
61920	GROUP INSURANCE:	481,672
61930	WORKERS' COMP INS:	338,084
61940	FRINGE BENEFIT	200,215
	TOTAL PAYROLL & BENEFITS	5,633,710
	IN KIND EXPENSE	
62000	IN-KIND	932,366
62010	NON MATCHING IN KIND	49,089
	TOTAL IN KIND EXPENSE	981,455
	CONTRACT LABOR	
63100	CONTRACT-B IN HOME	129,079
63110	CONTRACT-TRANSPORTATION	266,139
63130	CONTRACT-DRIVERS	321,849
63135	CONTRACT-DRIVERS-OT	3,364
63140	CONTRACT-KITCHEN STAFF	10,149
63150	CONTRACT-OTHER	325,500
63160	CONTRACT - RN	15,398
63170	CONTRACT - LVN	6,000
63180	CONTRACT - CNA	46,406
63210	CONTRACT-MEDICAL	13,780
63230	CONTRACT-PHYSICAL THERAPY	29,309
63240	CONTRACT-OCCU. THERAPY	39,330
63250	CONTRACT-LCSW	11,268
63270	CONTRACT-PHARM	2,889
63280	CONTRACT-DIETARY	13,608
63300	CONTRACT-NUTRITION EDUCATION	10,895
63360	CONTRACT: COOK CHILL	70,270
63370	CONTRACT: COOK	6,096
63380	CONTRACT: CUSTODIAN	111,315
63400	CONTRACT: TRAYLINE	349,420
63405	CONTRACT: TRAYLINE-OT	1,275
63410	CONTRACT: KITCHEN ADMIN	37,902
	TOTAL CONTRACT LABOR	1,821,241
	MEAL & SUPPLIES EXPENSE	
64000	RAW FOOD:	2,542,894
64150	D.O.E MEAL COSTS	213,164
64200	MEAL SUPPLIES	405,917
64300	KITCHEN SUPPLIES	120,696
64400	PROGRAM SUPPLIES-VIP	12,906
	TOTAL MEAL & SUPPLIES EXPENSE	3,295,577
	OTHER DIRECT EXPENSE	
64450	MEDICAL SUPPLIES	35,651
64500	DIRECT SITE COSTS	8,897
64600	TRANSPORTATION-ABRAZAR/OCTA	1,061,668
64700	STAFF CONF/TRAINING/TRAVEL	28,880
64720	VEHICLE GASOLINE	69,187
64750	VEHICLE MAINT/REG	60,549
64800	STAFF TRAVEL	43,323
64810	STAFF TRAINING	12,804
	TOTAL OTHER DIRECT EXPENSE	1,320,959
	TOTAL DIRECT EXPENSES	13,052,942
	INDIRECT EXPENSES	

**Community SeniorServ, Inc.
FY 2019-2020 Proposed
Budget**

		<u>CONSOLIDATED BUDGET</u>
	OCCUPANCY EXPENSE	
71000	RENT	151,145
71100	OFFICE EXPENSES	115,807
71200	INSURANCE	145,618
71250	TECHNOLOGY	134,421
71300	BUILDING MAINT	94,716
71350	EQUIPMENT MAINTENANCE	34,674
71400	TELEPHONE	104,044
71500	UTILITIES	142,940
81000	MORTGAGE INTEREST EXP.	54,059
	TOTAL OCCUPANCY EXPENSE	<u>977,424</u>
	FUND RAISING EXPENSE	
72380	DIRECT MAIL COSTS	130,000
72400	OUTREACH EXPENSES	17,432
72420	NEWSLETTER COST	25,000
7243...	SPECIAL EVENT EXP-SCHA-2018	159,000
	TOTAL FUND RAISING EXPENSE	<u>331,432</u>
	OTHER INDIRECT EXPENSE	
72000	AUDIT	56,739
72020	HOME SAFETY EQUIP/CAL/DISC. FUND/CR...	14,758
72050	CRC RESPITE-B IN HOME	2,500
72150	LEGAL FEES	50,000
72200	EMPLOYMENT EXPENSES	55,152
7221...	EMPLOYEE SUPPORT-GENERAL	36,321
72300	DUES/SUBS	10,546
72310	HOLIDAY GIFT	10,000
72330	VOLUNTEER BACKGROUND CHECK	1,000
72340	VOLUNTEER APPRECIATION	1,500
72480	ENTERTAINMENT	3,868
72600	TRUSTEE FEES	1,300
74100	TAXES & LICENSES	21,260
81100	BANK CHARGES	11,451
81150	STRATEGIC PLANNING	23,600
9500...	DEPRECIATION EXPENSE-TITLE III/COMME...	116,732
9500...	DEPRECIATION EXPENSE-GENERAL	264,565
	TOTAL OTHER INDIRECT EXPENSE	<u>681,292</u>
	TOTAL INDIRECT EXPENSES	<u>1,990,148</u>
	TOTAL EXPENSES	<u>15,043,090</u>
	NET INCOME (LOSS)	<u>150,642</u>

2019 S.L. Gimbel Final Evaluation Report

Q1: Name of your organization. Community SeniorServ dba SeniorServ

Q2: Grant # 20180986

Q3: Grant Period January 1, 2019 through September 30, 2019

Q4: Location of your organization: Our office is located in the City Anaheim in the State California; however, we serve 19 cities throughout central and north Orange County in addition to Anaheim. Those cities are: Brea; Buena Park; Costa Mesa; Cypress; Fountain Valley; Fullerton; Garden Grove; Huntington Beach; La Habra; Los Alamitos; Midway City; Seal Beach; Orange; Placentia; Santa Ana; Stanton; Tustin; Westminster; and Yorba Linda.

Q5: Name and Title of person completing evaluation. Darla Olson, VP Advancement

Q6: Phone Number: 714-229-3362

Q7: Email address. dolson@seniorserv.org

Q8: Total number of clients served through this grant funding: 10,296 unduplicated seniors

Q9: Describe the project's key outcomes and results based on your goals and objectives: The primary goal of our Meals on Wheels program is to erase hunger and isolation for at-risk older adults age 60+, who are homebound and can no longer shop or cook for themselves. The programs following key goals and objectives were set for the period of January 1, 2019 through September 30, 2019: Ensure that 450 friendly volunteer drivers deliver three meals each weekday totaling 432,162 nutritious meals to a minimum of 1,000 homebound at-risk older adults residing in 20 cities throughout Orange County. During the grant period, SeniorServ's cohort of 450 friendly volunteer drivers delivered 477,344 nutritious meals to 1,214 homebound at-risk older adults thereby, erasing their hunger and isolation. In addition to the meals, our homebound at-risk older adult clients received 5,598 hours of case management services connecting them to supportive community services to improve their overall health and well-being.

Q10: Please describe any challenges/obstacles the organization encountered (if any) in attaining stated goals & Objectives.

During the grant period, the Senior Director of our Social Services Department left the organization. The Senior Director of Social Services is responsible for the oversight and administration for the Senior Nutrition Program, which includes Meals on Wheels. It took several months to find a replacement, which was challenging for the department's coverage and operations.

Q11: How did you overcome and/or address the challenges and obstacles? SeniorServ's management team help with coverage and stepped in when needed. Further, the job description was re-written to align with the strategic goals and objectives of the department and organization and department as a whole. Delena Gutierrez was hired as SeniorServ's Executive Director of the Social Services department on July 15, 2019. Delena brings 10 years of experience as an Executive Director of Senior Living Communities. She holds a Bachelor of Arts Degree in Psychology and is a licensed California Residential Care for the Elderly Administrator, which is a license issued by the California Department of Social Services.

Q12: Describe any unintended positive outcomes as a result of the efforts supported by this grant.

The unintended positive outcome as a result of the efforts supported by this grant was to enable us to leverage S.L. Gimbel's funding to secure new funding sources for this program. It is critical to obtain new funding sources in the face of many local funders deciding stop funding the safety net and/or seniors services. With this grant and new funding sources, we were able to meet the needs of the most at-risk seniors in our community.

Q13: Briefly describe the impact this grant has had on your organization and the community served. The \$15,000 grant from the S.L. Gimbel Foundation helped us to erase hunger and isolation for 1,214 low-income older adults by providing nutritious raw food that our kitchen staff used to prepare nutritious meals that were delivered by friendly volunteer drivers to our homebound clients.

Q14: Please provide a brief narrative on how the funds were used to fulfill grant objectives.

The \$15,000 received from the S.L. Gimbel Foundation was used to purchase raw food including \$5,866 to purchase beef, \$3,872 to purchase chicken, \$607.50 to purchase spinach, \$654.62 to purchase fruit and \$3,999.88 to purchase milk for our kitchen staff to use in preparing 9,740 meals to be delivered to our at-risk older adult clients. Attached are receipts.

Q15: Please relate a success story.

Emily's Growing Family Story

92 year-old Emily was once a single mother struggling to raise eleven children while starting her own florist business. The children helped Emily build the business, each doing their part to help support their family. Now, with 24 grandchildren and 38 great grandchildren, Emily is especially proud to see the long years of struggle produce an even larger family. Years of independence has kept her happy, healthy, and involved.

Two years ago, however, Emily's independence was at risk when, she experienced the first of a series of health challenges. Suddenly she was unable to shop or prepare meals for herself and Leon, her 94 yea-old partner. "It's overwhelming. I never needed help before," said Emily.

The pair are now receiving SeniorServ's Meals on Wheels and are able to continue to live independently in the Seal Beach home they love. Emily is a member of SeniorServ's growing "family" and we like think of ourselves as a supportive extension of hers. Emily loves the support and the team of volunteers who deliver her meals. She said, "The people who come are the best, nicest, most generous people I've known in my life!"

Thank you to S.L. Gimbel for being a part of SeniorServ and Emily's growing family!

Questions 16-24 are options questions and relate to demographic information on clients served. This helps us provide a broader picture of your organization and populations being served.

Q16 -17: Optional space to relate additional success stories

Adeline's Story

Adeline is thrilled to be a client of SeniorServ. Prior to receiving Meals on Wheels, Adeline's diet was limited because her poor eyesight prevented her from cooking. Now, with SeniorServ, Adeline looks forward to eating different entrees each day of the week. She said, "The meals taste great and I'm getting great nutrition!" Adeline finds the microwaveable meal packaging another benefit of the program. "With Meals on Wheels there aren't any dirty dishes in the sink...and I hate dirty dishes!" she said with a chuckle.

Adeline enjoys sharing her insights and positive outlook with other older adults. "I know there are other people out there who are alone, and I want to help them," said Adeline. "I want older adults my age to know what all is available to them, so I have conversations wherever I go to tell about all the resources [like SeniorServ] that are available." Adeline's ride time on ACCESS and her visits to the Braille Institute are both prime opportunities to share her knowledge and inspire others with her positive attitude. "You have to be positive to be healthy. If you give up on yourself, you're on your way out," she said.

Ron Living With Gratitude - Story

In his younger years, 68 year-old Ron lived in three foster homes where he taught himself to play baseball by practicing with a stick and rocks. He tells of how he hid a radio under his pillow at night so he could listen to Dodger games while praying that someday he would play professional ball.

Then, miraculously, Ron was drafted out of high school by the Minnesota Twins. He's grateful for the 12 years he spent "living his dream," playing first and third base in the minors, including the Angels, and in the Mexican league.

Tragically, in later years Ron developed neuropathy, a condition that affects sensation in his extremities and intermittently makes it difficult to feel his hands and feet. Ron is single, without children. "I don't know what I would do without the meals," Ron said. "Not being mobile, it would be like I was living on a deserted island, waiting for a coconut to fall on me," he chuckled.

Although his condition is painful and severely limits his ability to grip objects and even walk at times, Ron is filled with gratitude. "Living on a fixed income makes it tough. With no way to get around, SeniorServ and those that fund them make a really big difference in my life."

Q18: Which category best describes the organization. Please, choose only one:

Basic Needs Support

Q19: What is your organizations primary Program Area of Interest?

Health and Human Services

Q20: Approximate percentage of clients served through grant in each ethnic group category. Total must equal 100%.

African American – 2%

Asian/Pacific Islander – 18%

Caucasian – 58%

Hispanic/Latino – 21%

All Ethnicities total – 100%

Other – n/a

Unknown – n/a

Q21: Approximate percentage of clients served from grant funds in each age category.

Senior Citizens – 100%

Q22: Approximate percentage of clients served with disabilities from grant funds.

We do not track this information about our clients.

Q23: Approximate percentage of clients served in Economic Group

At/Below Poverty level – 70% are below Federal Poverty Level and 100% are below the Elder Economic Index created by UCLA for Orange County and other cities in California.

**2018 S.L. Gimbel Foundation Fund
Holiday Grant Application**

III. Project Budget

Line Item	Line Item Description	Requested Amount
Protein	1,400 lbs. of beef @ \$4.19 a pound	\$5,866
Protein	800 lbs. of chicken @ \$4.84 a pound	\$3,872
Dairy	21,052 ½ pint cartons of milk @ .19 cents ea.	\$3,999.88
Vegetables	30 cases spinach @ \$20.25 a case	\$607.50
Fruit	18 cases of apricots @ \$36.37 a case	\$654.62
TOTAL:		\$15,000

IV. Administrative Expenses Percentage

This section calculates how much the organization spent for general management, overhead, indirect items as a percentage of the organization's total expenses. The figures are based on your most current 990 form that you submitted, Part IX Statement of Functional Expenses.

Management & general expenses (Column C only)	/Total expenses (Column A)	= Administrative Percentage
\$750,098	\$11,711,293	\$6.40%

Fronteras Food Group

Invoice



rafael@fronterasfg.com
www.fronterasfg.com

BILL TO
Community Seniorserv, Inc.
1200 N Knollwood Cir
Anaheim, CA 928011309 USA

SHIP TO
Community Seniorserv, Inc.
1200 N Knollwood Cir
Anaheim, CA 928011309 USA

INVOICE #	DATE	TOTAL DUE	DUE DATE	TERMS	ENCLOSED
3338CSS	07/03/2019	\$8,736.87	07/17/2019	14 days	

~~SHIP VIA~~
Dependable transport

~~P.O. NUMBER~~
82456CO

ACTIVITY	QTY	RATE	AMOUNT
FINA Label: FINA-8450 Braised Beef Cubed PACKED 4/5# FROZEN FINA LABEL 61c	1,301.20	4.55	5,920.46
FINA Label: FINA-6588 Braised Pulled Pork PACKED 4/5# FROZEN FINA LABEL 32c	662.60	2.79	1,848.65
FINA Label: 1967 Chicken Breast Cooked 4/5# FINA LABEL FROZEN 15c	337.20	2.87	967.76

Remit to:

BALANCE DUE

\$8,736.87

Fronteras Food Group
700 Country Rose Court
Corona, CA 92882

Fronteras Food Group

Invoice



rafael@fronterasfg.com
www.fronterasfg.com

BILL TO
Community Seniorserv, Inc.
1200 N Knollwood Cir
Anaheim, CA 928011309 USA

SHIP TO
Community Seniorserv, Inc.
1200 N Knollwood Cir
Anaheim, CA 928011309 USA

INVOICE #	DATE	TOTAL DUE	DUE DATE	TERMS	ENCLOSED
3375CSS	08/05/2019	\$17,409.41	08/12/2019	7 days	

P.O. NUMBER
82456

ACTIVITY	QTY	RATE	AMOUNT
FINA Label:FINA-8450 Braised Beef Cubed PACKED 4/5# FROZEN FINA LABEL 41c	883.50	4.55	4,019.93
FINA Label:1967 Chicken Breast Cooked 4/5# FINA LABEL FROZEN 50c	1,093.40	2.87	3,138.06
FINA Label:FINA-6588 Braised Pulled Pork PACKED 4/5# FROZEN FINA LABEL 18c	370.90	2.79	1,034.81
FINA Label:655 Fully Cooked Seasoned Braised Pork Diced FINA LABEL REFRIGERATED 4/10# 15c	341.40	2.65	904.71
FINA Label:FINA-2020 Fully Cooked Ground Beef Seasoned PACKED 4/5# FROZEN FINA LABEL 57c	1,214.50	3.69	4,481.51
FINA Label:FINA-1950 Cooked Shredded Chicken Breast PACKED 4/5# FROZEN FINA LABEL 66c	1,372.90	2.79	3,830.39

Remit to:

BALANCE DUE

\$17,409.41

Fronteras Food Group
700 Country Rose Court
Corona, CA 92882



NEWPORT FARMS, INC.
105 PEARL STREET
CORONA, CA 92879

PHONE: (951) 739-0841 - FAX: (951) 739-0935

INVOICE

Page 1 of 1

Community SeniorServ
200 N. KNOLLWOOD CIRCLE
ANAHEIM, CA 92801

COMMUNITY SENIORSERV
1200 N. KNOLLWOOD CIRCLE
ANAHEIM, CA 92801

09/26/19

979428

1415

		140-1	DARIN FRENCH	PROX 10	
100185	30CS	30 CS	70/4oz	JUICE-ORANGE-FRZ-CARTON-70/	10.9800 329.40
100195	30CS	30 CS	70/4oz.	JUICE-O. J. /PINEAPL-FZN-CART	13.0200 390.60
194115	1CS	1 CS	20#	STEW MIXED VEGETABLES-FRZ-2	21.0800 21.08
194350	12CS	12 CS	20#	BROCCOLI CUTS-FRZ-20#	15.6500 187.80
194370	21CS	21 CS	20#	CARROTS-SLICED-FRZ-20#	0.0000 0.00
194400	12CS	12 CS	20#	GREEN BEANS-REG CUT-FRZN-20	13.8900 166.68
194402	12CS	12 CS	20#	ITALIAN BLEND VEG-FRZN-20#	20.6000 247.20
194415	12CS	12 CS	20#	ORIENTAL BLEND 20#	21.3000 255.60
227732	9CS	9 CS	90/1.9oz	MUFFIN-CORN-MINI-90/1.9oz	26.7000 240.30
243090	35CS	35 CS	10.62#	DAVE'S WG300	
299073	80EA	80 EA	10/12pk	CHICKEN-NUGGETS-10.62#	28.6500 1002.75
400175	300EA	300 EA	24oz.	FF 96185	
443040	11760EA	11760 EA	1/2pt.	BREAD HAMBURGER BUNS WHOLE	2.6100 200.80
460155	35CS	35 CS	48/4oz.	FLOWERS 99B32050	
610240	2CS	2 CS	4/35oz.	BREAD-100% WHOLE WHEAT-SAND	1.3500 405.00
630030	6CS	6 CS	6/#10	MILK-EXTRA LIGHT 1%-1/2pt.	0.2200 2587.20
630191	6CS	6 CS	6/#10	YOGURT-PEACH-48/4oz	14.4000 504.00
630210	6CS	6 CS	6/#10	CEREAL-TOASTED OATS-4/35oz	15.8800 31.76
728181	6CS	6 CS	100/1oz.	APPLESAUCE-UNSWEETENED-CANN	30.9400 185.64
				PEACHES-DICED-JP-CANNED-#10	40.6100 243.60
				AMBROSIA	
				PEACHES-SLICED-JP-CANNED-#1	44.5000 267.00
				CRACKERS-ZOO ANIMALS-100/10	0.0000 0.00
				AUSTIN #7978348786	
				BACK ORDERED: 9-27-19 FRIDA	

				"THANK YOU"	
Approved				Summary	
Approved					
Acct #				Bakery	613.80
Acct #				Canned/Dry	728.00
Posted/Date				Dairy	3091.20
AP#				Frozen Foods	1838.60
				Meats/Seafood	1002.75

DELINQUENT ACCOUNTS WILL BE CHARGED 15% PER MONTH PLUS
REASONABLE COLLECTION AND ATTORNEY FEES.

ACCOUNTING COPY

7274.40

0.00

7274.40