



**S.L. Gimbel Foundation
Fund Holiday Food Program
Grant Application**

Internal Use Only:
Grant :



Organization / Agency Information

<i>Organization/Agency Name:</i> End Hunger In Calvert County		
<i>Physical Address:</i> 141 Schooner Dr Suite 11		<i>City/State/Zip</i> Prince Frederick, MD 20678
<i>Mailing Address:</i> P.O. Box 758		<i>City/State/Zip</i> Huntingtown, MD 20639
<i>CEO or Director:</i> Cathy Ring		<i>Title:</i> Director of Operations
<i>Phone:</i> 410-257-5672	<i>Fax:</i> 410-257-0296	<i>Email:</i> cring@endhungercalvert.org
<i>Contact Person:</i> Bireet Almony		<i>Title:</i> Administrator to Corporate Relations
<i>Phone:</i> 410-286-3401	<i>Fax:</i> 410-257-0296	<i>Email:</i> grants@endhungercalvert.org
<i>Web Site Address:</i> Endhungercalvert.org		<i>Tax ID:</i> 80-0456174

Program / Grant Information

<i>Program/Project Name:</i> End Hunger Food Distribution Program			<i>Amount of Grant Requested:</i> \$15,000
<i>Total Organization Budget:</i> \$2,460,921	<i>Per 990, Percentage of Program Service Expenses (Column B/ Column A x 100):</i> 98%	<i>Per 990, Percentage of Management & General Expenses Only (Column C/ Column A x 100):</i> 2%	<i>Per 990, Percentage of Management & General Expenses and Fundraising (Column C+D / Column A x 100):</i> 2%
<i>Purpose of Grant Request (one sentence):</i> To obtain 60,000 pounds of food in support of 73 feeding organizations and backpack programs and to secure \$2,250 worth of diapers and feminine products.			
<i>Gimbel Holiday Grants Received: List Year(s) and Award Amount(s)</i> 1) 2014 - \$10,000 2) 2015 - \$10,000 3) 2016 - \$10,917 4) 2018 - \$15,000			

Signatures

<i>Board President / Chair: (Print name and Title)</i>	<i>Signature:</i>	<i>Date:</i>
Jacqueline Miller, President		11/1/2019
<i>Executive Director/President: (Print name and Title)</i>	<i>Signature:</i>	<i>Date:</i>
Megan Rollins, Vice-President		11/1/2019

**S.L. Gimbel Foundation Fund
Holiday Grant Application**

Please provide the following information for items I. through III. by answering all questions in ONE PAGE-12 Font. Please be thorough, clear, specific, and concise.

I. Organization/Agency Background: State your mission, vision, purpose, and provide a brief history. What are your core programs and activities? How many people do you serve? How many paid staff, full time and part-time? How many volunteers?

End Hunger in Calvert County (EHCC) is a coalition of over 150 businesses, churches, schools, service clubs, social and government agencies united behind the idea that we can end hunger in our community. Our name is our mission, to end hunger in Calvert County by ensuring an adequate food supply and assisting individuals to grow from dependency to self-sufficiency. End Hunger employs a 2-prong approach: 1) EHCC operates a 12,000-sf commercial warehouse that acts as a regional food distribution center for Maryland Food Bank, FEMA, and TEFAP, supporting 73 feeding organizations. Over 1.9 million pounds of food were distributed in 2018 to local pantries and school backpack programs through the warehouse. 2) EHCC operates a workforce development program and social enterprise coffee bar/café. We train low-income students and hire our best graduates to work in the café. The program teaches students basic culinary skills as well as valuable life skills. Over 70% of the program's graduates successfully obtain and retain jobs in the culinary field. In addition to the Food Distribution and Culinary Training Program, EHCC conducts a free tax preparation program where trained volunteers teach low income families how to prepare their own tax returns. EHCC is BBB Wise Giver-approved, represents Southern Maryland on the State Hunger Board, and recently received a Governor's Citation for outstanding community service. EHCC provides all services free of charge. Operating expenses are covered by fund-raising, private donors, corporate giving and grants. End Hunger helps feed over 25,000 low-income persons in Southern Maryland, two paid staff persons oversee all aspects of the food distribution program with the support of 500+ community volunteers.

II. Project Information: Describe your food distribution program. **ANSWER ALL QUESTIONS.** Explain the community need including demographics, geographic characteristics of the area or community to be served, community conditions and income level. What are the specific activities of the food program? How do you identify/qualify those in need? How often is the food distribution offered? How many people will be served by the food distribution program (children, youth, adults, seniors)? Please explain how you keep track of number of people served.

The End Hunger Food Distribution Program is mission-critical to feeding hungry families. Seventy-three feeding organizations rely on EHCC for increased access to low-cost healthy food, infrastructure, technical assistance, and capacity-building. Most food pantries are small and lack storage, refrigeration and freezer space. In the past, pantries would distribute shelf-stable processed food without the option of considering the nutritional quality. In addition, free food was turned away for the lack of ability to receive and store the products. Today, pantries offer fresh produce and lean meats by storing food in EHCC's commercial grade refrigeration and freezer units and accessing the product on an as need basis. The warehouse significantly increases the amount of fresh produce available to low-income families. All services are provided free of charge to our partners. Every food pantry and school backpack program in the region partners with EHCC to help feed over 25,000 low-income individuals; 41% are children and youth, 21% age 19-40, 18% age 41-59 and 20% are seniors age 60 and older. Over 85% of households who utilize our partner pantries earn less than \$25,000 annually, which is less than half of what is needed for self-sufficiency (selfsufficiencystandard.org). The hungry are not the drug-addicted, homeless or mentally disabled. They are the working poor earning too much to qualify for benefits but not enough to afford their basic needs. The Food Distribution Program operates a 12,000-sf commercial warehouse in Prince Frederick, MD and is the focus of this application. Last year, 1.9 million pounds of food was distributed to our partners; the equivalent of 1.4 million meals per USDA guidelines. End Hunger's partner pantries track both the number of individuals served and family demographics, reporting this data back to End Hunger. End Hunger maintains county-wide data that includes the pounds/type of food distributed, total number served, income, age, ethnicity, education level, number of warehouse volunteers, food sources, technical assistance offered, and safety trainings provided.

The warehouse is vital to accepting and distributing food, and all services are available whenever our partners need them.

**S.L. Gimbel Foundation Fund
Holiday Grant Application**

III. Project Budget

Please provide a detailed line-item budget for your project by completing the budget form below. **The maximum requested amount is \$15,000** or 25% of your operating budget, whichever is less. You can request for less than \$15,000. You may delineate your line items requests per examples below:

- 85% of total request for the purchase of food items only. (Ex. Total request of \$15,000; 85% is \$12,750 for food)
- 15% of total request for female hygiene products and/or diapers. (Ex. Total request of \$15,000; 15% is \$2,250 for diapers and female hygiene products)
- 100% of total request for the purchase of food items
- Canned tuna will not be funded.

Food items must be delineated (i.e. canned vegetables, soup, pasta, dried beans, rice, etc.). For each food item, indicate the cost per unit (pound, carton, case, etc.) and the quantity. See attached example.

Line Item	Line Item Description	Requested Amount
Breakfast Items (5,750 lbs.)	230 – 25-pound boxes of mixed breakfast items (cereal, pancake mix) @ \$5 per box	\$1,150
Canned Prep (7,500 lbs.)	300 – 25-pound boxes of mixed canned items (soup, bean, vegetables) @ \$5 per box	\$1,500
Canned Fruits (6,250 lbs.)	250 – 25-pound boxes of mixed canned fruit (peaches, pears, applesauce) @ \$5 per box	\$1,250
Canned Tomatoes (6,500 lbs.)	260 – 25-pound boxes of canned tomato product (tomato sauce, whole, crushed) @ \$5 per box	\$1,300
Dry Items (3,250 lbs.)	130 – 25-pound boxes of dry items (pasta, rice, dry soup mix) @ \$5 per box	\$650
Poultry/Beef/Pork (34,500 lbs.)	1380 – 25-pound boxes mixed frozen meat (chicken parts, hamburger, chops, roast) @ \$5 per box	\$6,900
Diapers/Feminine Products	1,000 cases of diapers – avg \$1.25/case + 1,000 packages of feminine products – avg \$1/pack	\$2,250
TOTAL:		\$15,000

IV. Administrative Expenses Percentage

This section calculates how much the organization spent for general management, overhead, indirect items as a percentage of the organization's total expenses. The figures are based on your most current 990 form that you submitted, Part IX Statement of Functional Expenses.

Management & general expenses (Column C only)	/Total expenses (Column A)	= Administrative Percentage
\$50,404	\$2,460,921	2%

V. Supplemental Documents Checklist: Submit the following as attachments

- Your current 501(c) (3) final determination letter from the IRS
 - List of your Board members and their affiliations
 - Your most recent, filed 990 report.
 - Part IX only of the 990 form, Statement of Functional Expenses (one page)
 - Your current operating budget (Current calendar or fiscal year)
 - 2018 Holiday Food Program Grantees: Include your evaluation report
 - Other past Holiday Food Program Grantees: Include your **most recent** evaluation report
-

CINCINNATI OH 45999-0038

In reply refer to: 0248188044
July 23, 2019 LTR 4168C 0
80-0456174 000000 00

00011597
BODC: TE

END HUNGER IN CALVERT COUNTY INC
% LARRY PATIN
PO BOX 758
HUNTINGTOWN MD 20639

Employer ID number: 80-0456174
Form 990 required: Yes

Dear Taxpayer:

We're responding to your request dated July 12, 2019, about your tax-exempt status.

We issued you a determination letter in September 2009, recognizing you as tax-exempt under Internal Revenue Code (IRC) Section 501(c)(3).

We also show you're not a private foundation as defined under IRC Section 509(a) because you're described in IRC Sections 509(a)(1) and 170(b)(1)(A)(vi).

Donors can deduct contributions they make to you as provided in IRC Section 170. You're also qualified to receive tax deductible bequests, legacies, devises, transfers, or gifts under IRC Sections 2055, 2106, and 2522.

In the heading of this letter, we indicated whether you must file an annual information return. If you're required to file a return, you must file one of the following by the 15th day of the 5th month after the end of your annual accounting period:

- Form 990, Return of Organization Exempt From Income Tax
- Form 990EZ, Short Form Return of Organization Exempt From Income Tax
- Form 990-N, Electronic Notice (e-Postcard) for Tax-Exempt Organizations Not Required to File Form 990 or Form 990-EZ
- Form 990-PF, Return of Private Foundation or Section 4947(a)(1) Trust Treated as Private Foundation

According to IRC Section 6033(j), if you don't file a required annual information return or notice for 3 consecutive years, we'll revoke your tax-exempt status on the due date of the 3rd required return or notice.

You can get IRS forms or publications you need from our website at www.irs.gov/forms-pubs or by calling 800-TAX-FORM (800-829-3676).

If you have questions, call 877-829-5500 between 8 a.m. and 5 p.m.,

End Hunger 2019 Board of Directors

Rev. Robert Hahn – Chairman –Chesapeake Church

Ann Edwards – Secretary –Chesapeake Church

Paul Miller – Treasurer – Bond Water Treatment

Larry Patin – Board Member – Chesapeake Church

Julie Sickle – Board Member - Exelon

Carrol Spriggs – Board Member – Capital Police

Sven Reigle – Board Member - Google

Part IX Statement of Functional Expenses

Section 501(c)(3) and 501(c)(4) organizations must complete all columns. All other organizations must complete column (A).

Check if Schedule O contains a response or note to any line in this Part IX

Do not include amounts reported on lines 6b, 7b, 8b, 9b, and 10b of Part VIII.	(A) Total expenses	(B) Program service expenses	(C) Management and general expenses	(D) Fundraising expenses
1 Grants and other assistance to domestic organizations and domestic governments. See Part IV, line 21 . . .				
2 Grants and other assistance to domestic individuals. See Part IV, line 22	1,747,195	1,747,195		
3 Grants and other assistance to foreign organizations, foreign governments, and foreign individuals. See Part IV, lines 15 and 16				
4 Benefits paid to or for members				
5 Compensation of current officers, directors, trustees, and key employees				
6 Compensation not included above, to disqualified persons (as defined under section 4958(f)(1)) and persons described in section 4958(c)(3)(B)				
7 Other salaries and wages	465,381	465,381		
8 Pension plan accruals and contributions (include section 401(k) and 403(b) employer contributions) . .				
9 Other employee benefits				
10 Payroll taxes				
11 Fees for services (non-employees):				
a Management				
b Legal				
c Accounting				
d Lobbying				
e Professional fundraising services. See Part IV, line 17 .				
f Investment management fees				
g Other. (If line 11g amount exceeds 10% of line 25, column (A) amount, list line 11g expenses on Schedule O.) . .	30,257		30,257	
12 Advertising and promotion	29,216	29,216		
13 Office expenses	59,473	39,326	20,147	
14 Information technology				
15 Royalties				
16 Occupancy	87,052	87,052		
17 Travel				
18 Payments of travel or entertainment expenses for any federal, state, or local public officials				
19 Conferences, conventions, and meetings				
20 Interest				
21 Payments to affiliates				
22 Depreciation, depletion, and amortization	36,045	36,045		
23 Insurance				
24 Other expenses. Itemize expenses not covered above (List miscellaneous expenses in line 24e. If line 24e amount exceeds 10% of line 25, column (A) amount, list line 24e expenses on Schedule O.)				
a <u>Pantry Supplies</u>	6,302	6,302		
b _____				
c _____				
d _____				
e All other expenses _____				
25 Total functional expenses. Add lines 1 through 24e .	2,460,921	2,410,517	50,404	0
26 Joint costs. Complete this line only if the organization reported in column (B) joint costs from a combined educational campaign and fundraising solicitation. Check here <input type="checkbox"/> if following SOP 98-2 (ASC 958-720)				

End Hunger in Calvert County
EHCC Master Budget
 January through December 2019

	Budget
Ordinary Income/Expense	
Income	
40100 · Designated Giving	
40110 · Corporate Donors	75,000.00
40130 · Food	220,000.00
40150 · Grants	122,600.00
40160 · Fundraisers	146,700.00
40170 · Individual Donors	40,000.00
Total 40100 · Designated Giving	604,300.00
40200 · Coffee Shop Income	
40210 · Discounts Earned	370.00
40220 · Event Income	1,210.00
40240 · Catering	10,000.00
40200 · Coffee Shop Income - Other	421,823.00
Total 40200 · Coffee Shop Income	433,403.00
40800 · Rent Income	9,996.00
40900 · Other Income	6,000.00
Total Income	1,053,699.00
Gross Profit	1,053,699.00
Expense	
50000 · Coffee Shop	
50100 · Salaries & Wages	214,833.00
50150 · Commission Services	10,469.00
50200 · Equipment	1,500.00
50250 · Licenses & Fees	4,596.00
50300 · Operating Supplies	27,737.00
50600 · Repairs & Maintenance	500.00
50700 · Supplies - Retail	
50720 · Coffee	10,000.00
50740 · Beverage Related	40,890.00
50760 · Ingredients	72,434.00
50780 · Prepared Foods	12,032.00
Total 50700 · Supplies - Retail	135,356.00
Total 50000 · Coffee Shop	394,991.00
60000 · General & Administrative	
60100 · Administration	22,500.00
60200 · Bank/Credit Card/Penalty Fees	16,500.00
60400 · Payroll Fees	5,000.00
60500 · Professional Dues/Memberships	1,000.00
60700 · Subscriptions	3,000.00
Total 60000 · General & Administrative	48,000.00

	<u>Budget</u>
70000 · Program	
70100 · Awareness	38,643.00
70300 · Care and Hospitality	1,500.00
70500 · Commissions/Services	63,000.00
70600 · Computer Hardware/IT Support	1,000.00
70700 · Equipment	4,773.00
70900 · Food	226,000.00
71100 · Occupancy	
71110 · Electric & Water	7,000.00
71120 · Internet	1,800.00
71130 · Pest Control	1,000.00
71140 · Trash Removal	1,500.00
71150 · Warehouse Repairs/Maintenance	1,000.00
71160 · Warehouse Lease	55,800.00
Total 71100 · Occupancy	<u>68,100.00</u>
71300 · Payroll	195,000.00
71400 · Postage	600.00
71500 · Special Events	
71530 · Bike Ride	16,646.00
71550 · Dragon Boat	43,910.00
71555 · Truck & SUV Show	0.00
71580 · Obstacle Run	11,575.00
71500 · Special Events - Other	1,500.00
Total 71500 · Special Events	<u>73,631.00</u>
71600 · Supplies	1,000.00
Total 70000 · Program	<u>673,247.00</u>
Total Expense	<u>1,116,238.00</u>
Net Ordinary Income	<u>-62,539.00</u>
Net Income	<u><u>-62,539.00</u></u>

END HUNGER IN CALVERT COUNTY

November 19, 2019

To whom it may concern,


The purpose of this letter is to expound on the End Hunger 2019 Budget.

Our budget is a cash-based budget that captures income and expenses by the bank date that they are received or spent. Therefore, the deficit from January 2019 – December 2019 does not account for funds carried over from grants and other funding from prior year 2018 that are to be expended in 2019.

Summary

Deficit before carry-over funds	(\$62,539)
2018 Grant Funds carried over into 2019	\$31,000
Other 2018 funds carried over into 2019	\$31,780
Balance	\$241

Best,



Matthew Wright, Director of Accounting & Finance
End Hunger

Together We Can

endhungercalvert.org

P.O. Box 758 • Huntingtown, MD • 20639 • 410.257.5672 (p) • 410.257.0296 (f) • Info@endhungercalvert.org

S.L. Gimbel Holiday Food Grant Final Evaluation Report
Questions 1-16 are required and must be completed

1. Name of your organization.

End Hunger In Calvert County

2. Grant #

20180963

3. Grant Period

January 1, 2019 – September 30th, 2019

4. Location of your organization (City and State)

Huntingtown, Maryland

5. Name and Title of person completing evaluation.

Bireet Almony, Administrator to Corporate Relations

6. Phone Number:

410-286-3401

7. Email address.

grants@endhungercalvert.org

8. Total number of clients served through this grant funding:

5,000

9. Approximate volume of food purchased with grant funds? (i.e 10 lbs of fresh produce; 1000 boxes; 10 cases, etc)

95,143 pounds of fresh vegetables, meat, fruit, breakfast items, diapers and feminine products.

10. Describe the project's key outcomes and results based on your goals and objectives:

The goal for End Hunger In Calvert County was to obtain 63,750 pounds of food for distribution to low-income families living in Calvert County. The result of our efforts was 95,143 pounds of food.

11. Please describe any challenges/obstacles the organization encountered (if any) in attaining stated goals & Objectives.

There is a growing demand for services offered by End Hunger from new feeding organizations in Southern Maryland. Funding from the Gimbel Foundation provided us with the means to purchase additional food to make sure everyone who came to us for food received it.

12. How did you overcome and/or address the challenges and obstacles?

This year Maryland Food Bank made available bulk orders of diapers and feminine products at significant savings (\$.09 per case), we originally budgeted \$36 per case of diapers and \$7 per pack of feminine products. Because of the bulk savings for these products End Hunger was purchase

7,901 cases of diapers (originally budgeted for 30 cases) and 1,105 packages of feminine products (originally budgeted for 167 packages). The funds we saved on diapers and feminine products made it possible to purchase extra food for new feeding partners. We were able to exceed our goal of 63,000 pounds of food by over 30,000 pounds! This success would not be possible without the support of the Gimbel Foundation.

13. Describe any unintended positive outcomes as a result of the efforts supported by this grant.

An unintended positive outcome was a partnership with Swann Farms in Owings, Maryland. Over the summer Swann Farms allowed volunteers for End Hunger to handpick corn from their fields to feed low-income families. In two days' time End Hunger volunteers handpicked 21,000 pounds of fresh corn for hungry families.

14. Briefly describe the impact this grant has had on your organization.

The Gimbel Foundation grant allowed End Hunger In Calvert County to meet our commitment to hungry families. We know that you have a wide choice of organizations and we never take your support for granted. Together we have provided food for over 5,000 families and that is the best impact we can ever hope for.

15. Please provide a brief narrative on how the funds were used to fulfill grant objectives. Support documents (receipts or expense reports) can be emailed to klampert@thecommunityfoundation.net or faxed to 951-684-1911.

All funds were used to secure food, diapers, and feminine products for low-income families. Over 95,000 pounds of food were distributed because of the Gimbel Foundation.

16. Please relate a success story.

A success story from one of our feeding partners who conducts home deliveries to home bound seniors.

One pantry client "Jennifer" is home bound and, in a wheelchair, due to a rare brain disorder called "Multiple System Atrophy" which causes a slow shut down of all bodily functions. Eventually she will only be able to see and think. Because of her disorder she requires a high protein diet (more meat and high protein shakes). Prior to receiving home-deliveries from our partner pantry Jennifer was unable to obtain the food she needed. When telling her story, she became tearful as she reported eating her cat's food in the past because she had no meat available. She continued to cry when asked if receiving assistance from has helped her. She said it has helped "100%" and the home delivery ministry was a "true blessing" and

she was "very grateful". Best of all was she no longer has to worry about having enough protein rich foods.

Funds from the Gimbel Foundation make it possible for End Hunger to purchase protein to distribute to our feeding partners. This way people like Jennifer can live with dignity without worrying about her dietary needs.

Questions 17-25 are optional questions and relate to demographic information on clients served. This helps us provide a broader picture of your organization and populations being served.

(Q17-18 optional space to relate additional success stories)

19. Which category best describes your organization. Please choose only one.

20. What is your organizations primary Program Area of Interest?

21. Percentage of clients served through grant in each Ethnic Group Category. Total must equal 100%

22. Approximate percentage of clients served from grant funds in each age category.

23. Approximate percentage of clients served with disabilities from grant funds.

24. Approximate percentage of clients served in Economic Group

25. Approximate percentage of clients served from grant funds in each population category.

End Hunger In Calvert County

Requested Item	Requested Amount	Purchased Item	Actual Cost
Breakfast Items (5,000 lbs)	\$1,150.00	Breakfast Items (9,200 lbs)	\$1,209.00
Canned Prep (7,000 lbs)	\$1,500.00	Canned Prep (15,000 lbs)	\$1,600.00
Canned Fruits (6,000 lbs)	\$1,250.00	Canned Fruits (10,000 lbs)	\$1,300.00
Canned Tomatoes (6,000 lbs)	\$1,300.00	Canned Tomatoes (7,800 lbs)	\$1,500.00
Dry Items (3,175 lbs)	\$650.00	Dry Items (5,000 lbs)	\$720.00
Poultry/Beef/Pork (27,775 lbs)	\$6,900.00	Poultry/Beef/Pork (48,000 lb)	\$7,611.00
Diapers (30 cases)/Feminine Products (167 packs)	\$2,250.00	Diapers (7,901 cases)/Feminine Products (1,105 packs)	\$1,060.00
Total	\$15,000.00		\$15,000.00

*Goal was to obtain a total of 60,000 lbs of food and we were able to exceed that by 30,000 lbs