



2018 S.L. Gimbel
Foundation Fund Holiday
Food Program Grant
Application

Internal Use Only:
Grant #: 20180960



Organization / Agency Information

<i>Organization/Agency Name:</i> Chattanooga Area Food Bank		
<i>Physical Address:</i> 2009 Curtain Pole Road		<i>City/State/Zip:</i> Chattanooga, TN 37406
<i>Physical Address:</i> 2009 Curtain Pole Road		<i>City/State/Zip:</i> Chattanooga, TN 37406
<i>CEO or Director:</i> Gina Crumbliss		<i>Title:</i> President & CEO
<i>Phone:</i> 423-622-1800	<i>Fax:</i> N/A	<i>Email:</i> gcrumbliss@chattfoodbank.org
<i>Contact Person:</i> Sarah Aligo		<i>Title:</i> Director of Development
<i>Phone:</i> 423-622-1800 x218	<i>Fax:</i> N/A	<i>Email:</i> saligo@chattfoodbank.org
<i>Web Site Address:</i> www.chattfoodbank.org		<i>Tax ID:</i> 62-0867645

Program / Grant Information

<i>Program/Project Name:</i> Summer Sack Program			<i>Amount of Grant Requested:</i> \$15,000
<i>Total Organization Budget:</i> 5,333,709	<i>Per 990, Percentage of Program Service Expenses (Column B/ Column A x 100):</i> 96.6%	<i>Per 990, Percentage of Management & General Expenses Only (Column C/ Column A x 100):</i> 1.7%	<i>Per 990, Percentage of Management & General Expenses and Fundraising (Column C+D / Column A x 100):</i> 3.4%
<i>Purpose of Grant Request (one sentence):</i> Grant funds will be used to purchase food items to support our Summer Sack program.			
<i>Gimbel Holiday Grants Received: List Year(s) and Award Amount(s).</i> N/A			

Signatures

<i>Board President / Chair:</i> Fred Flint, Board Chair	<i>Signature:</i> 	<i>Date:</i> 11/15/18
<i>Executive Director/President:</i> Gina Crumbliss, President & CEO	<i>Signature:</i> 	<i>Date:</i> 11/15/18

2018 S.L. Gimbel Foundation Fund Holiday Grant Application

Please provide the following information for items I. through III. by answering all questions in ONE PAGE-12 Font. Please be thorough, clear, specific, and concise.

I. Organization/Agency Background: State your mission, vision, purpose, and provide a brief history. What are your core programs and activities? How many people do you serve? How many paid staff, full time and part-time? How many volunteers?

Founded in 1972, the Chattanooga Area Food Bank (CAFB) has evolved to serve a 20-county region in Southeast Tennessee and Northwest Georgia. Our mission is to lead a network of partners in eliminating hunger and promoting better nutrition in our region. The CAFB envisions a region where access to healthy food helps people move toward healthier lifestyles and greater self-sufficiency. We operate several programs to combat local hunger: emergency food boxes; weekly sack packs that provide weekend food for school children; mobile pantries that give greater quantities of healthier food to target populations (families with children or seniors); quarterly commodity distributions that provide food for low-income Americans; and nutrition education through most programs by way of recipe cards and food demonstrations. We also provide food product for member agencies that rely on our services to stock their pantries and feeding programs. The CAFB employs 40 full time and two part-time employees. Working with more than 300 partner agencies and 3,100 volunteers annually, we feed approximately 25,000 people during any given week.

II. Project Information: Describe your food distribution program. **ANSWER ALL QUESTIONS.** Explain the community need including demographics, geographic characteristics of the area or community to be served, community conditions and income level. What are the specific activities of the food program?

We are requesting funds from the S.L. Gimbel Foundation to purchase staple items to support our Summer Sacks program in Southeast Tennessee. Summer Sacks supplement feeding sites sponsored by the USDA's Summer Food Service Program (SFSP). Because SFSP sites only serve weekday meals, we distribute Sack Packs at the end of each week for seven weeks to reduce weekend hunger for the food-insecure children in our region. We have used this model since 2015 as it has proven effective in reaching the children most at-risk of summer hunger. Each Summer Sack is filled with 8 lbs. of food (5 lbs. of fresh fruits and vegetables and 3 lbs. of staple items). In 2019, we will distribute Summer Sacks in four high-need counties in Southeast Tennessee: Rhea, Meigs, and Marion are predominantly rural, and Hamilton, which includes disadvantaged, predominantly minority urban neighborhoods and a remote, rural periphery. Families in these counties face significant barriers to self-sufficiency: the average child poverty rate is 26.9% (compared to 21.2% nationally) and 19 census tracts in this region are USDA-designated food deserts, contributing to an average child food-insecurity rate of 22.4%.

How do you identify/qualify those in need? How often is the food distribution offered?

We target students who receive Sack Packs and/or participate in school mobile pantry distributions during the academic year, as this population is most at-risk of summer hunger. We train our agency partners, who lead the sites and organize distributions, to determine client eligibility, which is based on income using the 2018 Poverty Guidelines or proof of participation in a government-regulated assistance program, such as SNAP or SSI. In 2019, we will distribute Summer Sacks once per week for seven weeks in June and July.

How many people will be served by the food distribution program (children, youth, adults, seniors)? Please explain how you keep track of number of people served.

A \$15,000 grant will provide Summer Sacks to 944 children and their families each week for 7 weeks. Because each child receives one sack, we can track the number of children served by the number of sacks distributed. Most sites serve the same clients each week.

**2018 S.L. Gimbel Foundation Fund
Holiday Grant Application**

III. Project Budget

Please provide a detailed line-item budget for your project by completing the budget form below. **The maximum requested amount is \$15,000** or 25% of your operating budget, whichever is less. You can request for less than \$15,000. You may delineate your line items requests per examples below:

- 85% of total request for the purchase of food items only. (Ex. Total request of \$15,000; 85% is \$12,750 for food)
- 15% of total request for female hygiene products and/or diapers. (Ex. Total request of \$15,000; 15% is \$2,250 for diapers and female hygiene products)
- 100% of total request for the purchase of food items
- Canned tuna will not be funded.

Food items must be delineated (i.e. canned vegetables, soup, pasta, dried beans, rice, etc.). For each food item, indicate the cost per unit (pound, carton, case, etc.) and the quantity. See attached example.

Line Item	Line Item Description	Requested Amount
Spaghetti sauce	\$.46 per unit * 1888 units	\$868.48
Whole wheat spaghetti noodles	\$.45 per unit * 1888 units	\$849.60
Peanut butter	\$1.21 per unit * 1888 units	\$2,284.48
Quick oats	\$.77 per unit * 944 units	\$726.88
Dry pinto beans	\$.52 per unit * 944 units	\$490.88
Brown rice	\$.44 per unit * 1888 units	\$830.72
Applesauce can	\$.70 per unit * 1888 units	\$1,321.60
Mac-n-Cheese	\$.33 per unit * 5664 units	\$1,869.12
Can chicken	\$.70 per unit * 1888 units	\$1,321.60
Low sodium black beans	\$.49 per unit * 2832 units	\$1,387.68
Low sodium green beans	\$.41 per unit * 944 units	\$387.04
Low sodium corn kernels	\$.54 per unit * 1888 units	\$1,019.52
Strawberry jelly	\$1.01 per unit * 944 units	\$953.44
Vegetarian chili	\$.58 per unit * 944 units	\$547.52
Oatmeal packs – apple cinnamon	\$.17 per unit * 832 units	\$141.44
TOTAL:		\$15,000

IV. Administrative Expenses Percentage

This section calculates how much the organization spent for general management, overhead, indirect items as a percentage of the organization's total expenses. The figures are based on your most current 990 form that you submitted, Part IX Statement of Functional Expenses.

Management & general expenses (Column C only)	/Total expenses (Column A)	= Administrative Percentage
\$490,826	\$28,411,914	1.7%

OGDEN UT 84201-0029

In reply refer to: 4077591934
Nov. 21, 2014 LTR 4168C 0
62-0867645 000000 00
00034138
BODC: TE

CHATTANOOGA AREA FOOD BANK INC
2009 CURTAIN POLE RD
CHATTANOOGA TN 37406-2306



022462

Employer Identification Number: 62-0867645
Person to Contact: Ms. Wiles
Toll Free Telephone Number: 1-877-829-5500

Dear Taxpayer:

This is in response to your July 14, 2014, request for information regarding your tax-exempt status.

Our records indicate that you were recognized as exempt under section 501(c)(3) of the Internal Revenue Code in a determination letter issued in February 1973.

Our records also indicate that you are not a private foundation within the meaning of section 509(a) of the Code because you are described in section(s) 509(a)(1) and 170(b)(1)(A)(vi).

Donors may deduct contributions to you as provided in section 170 of the Code. Bequests, legacies, devises, transfers, or gifts to you or for your use are deductible for Federal estate and gift tax purposes if they meet the applicable provisions of sections 2055, 2106, and 2522 of the Code.


Please refer to our website www.irs.gov/eo for information regarding filing requirements. Specifically, section 6033(j) of the Code provides that failure to file an annual information return for three consecutive years results in revocation of tax-exempt status as of the filing due date of the third return for organizations required to file. We will publish a list of organizations whose tax-exempt status was revoked under section 6033(j) of the Code on our website beginning in early 2011.

4077591934
Nov. 21, 2014 LTR 4168C 0
62-0867645 000000 00
00034139

CHATTANOOGA AREA FOOD BANK INC
2009 CURTAIN POLE RD
CHATTANOOGA TN 37406-2306


If you have any questions, please call us at the telephone number shown in the heading of this letter.

Sincerely yours,



Tamera Ripperda
Director, Exempt Organizations

OGDEN UT 84201-0029

022462.355532.288053.10437 1 MB 0.435 536




CHATTANOOGA AREA FOOD BANK INC
 2009 CURTAIN POLE RD
 CHATTANOOGA TN 37406-2306

022462

CUT OUT AND RETURN THE VOUCHER AT THE BOTTOM OF THIS PAGE IF YOU ARE MAKING A PAYMENT,
 EVEN IF YOU ALSO HAVE AN INQUIRY.



The IRS address must appear in the window.
 4077591934

BODCD-TE


Use for payments

Letter Number: LTR4168C
 Letter Date : 2014-11-21
 Tax Period : 000000



620867645

INTERNAL REVENUE SERVICE

OGDEN UT 84201-0029


CHATTANOOGA AREA FOOD BANK INC
 2009 CURTAIN POLE RD
 CHATTANOOGA TN 37406-2306

Part IX Statement of Functional Expenses

Section 501(c)(3) and 501(c)(4) organizations must complete all columns. All other organizations must complete column (A).

Check if Schedule O contains a response or note to any line in this Part IX

Do not include amounts reported on lines 6b, 7b, 8b, 9b, and 10b of Part VIII.	(A) Total expenses	(B) Program service expenses	(C) Management and general expenses	(D) Fundraising expenses
1 Grants and other assistance to domestic organizations and domestic governments. See Part IV, line 21	3,000.	3,000.		
2 Grants and other assistance to domestic individuals. See Part IV, line 22				
3 Grants and other assistance to foreign organizations, foreign governments, and foreign individuals. See Part IV, lines 15 and 16				
4 Benefits paid to or for members				
5 Compensation of current officers, directors, trustees, and key employees	178,757.	151,943.	17,876.	8,938.
6 Compensation not included above, to disqualified persons (as defined under section 4958(f)(1)) and persons described in section 4958(c)(3)(B)				
7 Other salaries and wages	1,417,876.	956,860.	233,153.	227,863.
8 Pension plan accruals and contributions (include section 401(k) and 403(b) employer contributions)	19,143.	16,272.	1,914.	957.
9 Other employee benefits	135,258.	116,874.	12,256.	6,128.
10 Payroll taxes	110,317.	75,102.	17,466.	17,749.
11 Fees for services (non-employees):				
a Management				
b Legal				
c Accounting	22,519.		22,519.	
d Lobbying				
e Professional fundraising services. See Part IV, line 17	180,184.			180,184.
f Investment management fees				
g Other. (If line 11g amount exceeds 10% of line 25, column (A) amount, list line 11g expenses on Sch O.)	103,506.	21,007.	38,706.	43,793.
12 Advertising and promotion	6,927.	6,927.		
13 Office expenses	100,661.	82,312.	18,349.	
14 Information technology				
15 Royalties				
16 Occupancy	87,263.	67,402.	19,861.	
17 Travel	56,250.	44,832.	10,849.	569.
18 Payments of travel or entertainment expenses for any federal, state, or local public officials				
19 Conferences, conventions, and meetings				
20 Interest	2,863.	2,147.	716.	
21 Payments to affiliates				
22 Depreciation, depletion, and amortization	273,237.	207,018.	66,219.	
23 Insurance	62,886.	48,357.	14,529.	
24 Other expenses. Itemize expenses not covered above. (List miscellaneous expenses in line 24e. If line 24e amount exceeds 10% of line 25, column (A) amount, list line 24e expenses on Schedule O.)				
a COST OF FOOD DISTRIBUTE	25,216,622.	25,216,622.		
b WAREHOUSE SUPPLIES & EX	129,172.	129,172.		
c VEHICLE EXPENSE	85,553.	85,553.		
d LOSS ON DISPOSAL OF EQU	81,564.	81,564.		
e All other expenses	138,356.	121,368.	16,413.	575.
25 Total functional expenses. Add lines 1 through 24e	28,411,914.	27,434,332.	490,826.	486,756.
26 Joint costs. Complete this line only if the organization reported in column (B) joint costs from a combined educational campaign and fundraising solicitation.				

Check here if following SOP 98-2 (ASC 958-720)

Chattanooga Area Food Bank
Statement of Activities
FY19 Budget

	Full Year
Pounds	14,969,987
<i>% Increase</i>	
Income/SMF	1,881,799
Development Income	3,730,087
Investment Income	780
Other Income	6,720
Total Revenue	5,619,386
Cost of Events	22,700
Warehouse Operations	941,519
Agencies	255,797
Warehouse Expense	136,501
Vehicle Expense	106,293
Utilities	76,011
COGS	2,158,103
Administrative	713,593
Office Expense	83,619
Professional Fees	53,528
Other Expenses	93,371
Development Expenses	373,176
Programs	6,650
Insurance	258,192
Interest	8,407
Investment in Subs	-
Travel & Entertainment	46,249
Total Expense	5,333,709
EBITDA	285,676
Depreciation	282,026
Surplus/(Deficit)	3,650